


INON

INON M67 Filter Adapter for HERO9

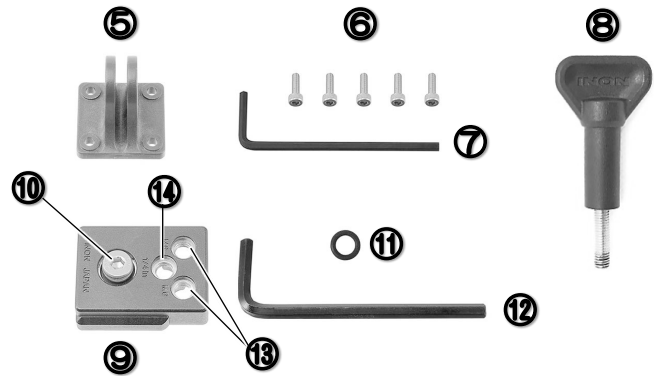
Thank you for purchasing INON product.

The INON **M67 Filter Adapter for HERO9** is a multi-purpose product to attach INON **UW Variable Red Filter M67**, arm etc. on optional genuine GoPro® protective housing (depth rated to 60m/196ft) for GoPro® HERO11 Black/HERO10 Black/HERO9 Black.

Name of parts/Packaged accessory



Accessory



1. M67 Filter Adapter for HERO9
2. Filter Mount (M67 mount)
3. Optional Accessory Fixing Hole (M6 screw hole)
4. Male Adapter Fixing Hole (M3 screw hole x4)
5. Male Adapter (GoPro®)
6. Male Adapter Fixing Screw x5 including one spare.
7. Allen Wrench (WAF: 2.5mm)

8. M5 Thumbscrew (GoPro®)
9. Mount Adapter
10. M6x12 Low Head Cap Screw*
*pre-installed on the Mount Adapter
11. Spare O-ring (to hold M6x12 Low Head Cap Screw)
12. Allen Wrench (WAF: 4mm)
13. D5 Holder Fixing Hole (M6 screw hole x2)
14. Tripod Screw Hole (1/4in. screw hole)

Compatible product : (as of November 2022)

Compatible camera/housing

- Optional genuine protective housing (depth rating: 60m/196 ft.) for GoPro® HERO11 Black/HERO10 Black/HERO9 Black* **.

Compatible filter

- INON UW Variable Red Filter M67.***

Compatible products attached on the [bottom] of this product

- INON Direct Base III, Z Joint, Z Adapter MV, Quick Holder Set S-Z, Shoe Base M6

Compatible products attached on the [bottom] via packaged [Mount Adapter]

- INON D5 Holder, Shoe Base 1/4-20UNC, UW Tripod System
- Commercially available monopod, tripod

Compatible products attached on the [bottom] via packaged [Male Adapter]

- INON Ball Adapter for GoPro
- GoPro® compatible mount

* GoPro® HERO9 optional genuine protective housing (60m/196ft) is the only compatible housing and any other housing is **not** usable with this product.

** Using the M67 Filter Adapter for HERO9 attached on HERO11 Black doesn't create vignetting underwater even using 8:7 aspect ratio or HyperView which delivers footage in 16:9 aspect ratio by using the full 8:7 sensor (Using on land will have vignetting).

*** When using the M67 Filter Adapter for HERO9/UW Variable Red Filter M67 for HERO11 Black and shooting in 8:7 aspect ratio, activate HyperSmooth to avoid vignetting.

Installation method:

- (a) Set your HERO9 in the protective housing.
- (b) Set the **M67 Filter Adapter for HERO9** on the housing with INON logo facing front. Make sure there is no gap between the lens frame of the housing and the opening edge of this product.
- (c) Fasten this product and the housing with the bundled **M5 thumbscrew**.




M5 thumbscrew

Installing accessories : * Some product images use SD Front Mask but installation methods are the same.


UW Variable Red Filter M67

- Make sure to apply little amount of grease on the threads of the filter to avoid salt bite or electrical erosion.
- Screw the filter directly into the filter mount of this product.
- Install the filter underwater to prevent air from getting between the housing and filter.




Packaged Male Adapter

Place the adapter on the bottom of this product and fix with supplied 4 x Male Adapter Fixing Screws by using supplied Allen Wrench (WAF: 2.5mm).




Male Adapter fixing holes



Male Adapter

Direct Base III, Z Joint, Z Adapter MV

Directly attachable at "M6 Screw Hole" on the bottom of this product.



M6 Screw Hole



Direct Base III




Z Joint



Z Adapter MV


Monopod, tripod] via packaged *Mount Adapter*

Attach the packaged ***Mount Adapter*** on the bottom of this product as in below images. Fasten it by pre-installed M6 Screw on the ***Mount Adapter*** firmly screwed into M6 Screw Hole by using supplied Allen Wrench (WAF: 4mm). A tripod etc. can be attached at Tripod Screw Hole (1/4in. screw hole) on the ***Mount Adapter***.



D5 Holder via packaged *Mount Adapter*

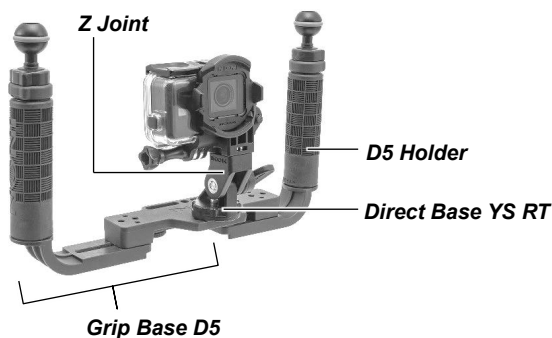

Attach the packaged ***Mount Adapter*** on the bottom of this product as in below images. Fasten it by pre-installed M6 Screw on the ***Mount Adapter*** by firmly screwed it into M6 Screw Hole by using supplied Allen Wrench (WAF:4mm). Optional ***D5 Holder*** is attached on the left side of this product at “M6 screw holes” on the ***Mount Adapter***.



Grip Base D5 + D5 Holder

Double handle configuration in combination below INON accessories.

- *Grip Base D5*
- *D5 Holder*
- *Direct Base YS RT*
- *Z Joint*



Maintenance:

- **Apply thin film of grease to the top edge of screw shaft of adapters, base to prevent anchoring due to salt build-up.**
- After use, rinse with fresh water to remove salt and other stains, and place in a well-ventilated area out of direct sunlight to dry thoroughly. **DO NOT** expose directly to fire or heat as this may cause deformation or damage.
- **DO NOT** use organic solvents such as alcohol, benzene, thinner, or oils/chemicals such as rust inhibitors, lubricants, glazing agents, or detergents (especially alkaline detergents) when cleaning the product. Some of the components of this product may change when exposed to the above substances, such as melting or becoming brittle.
- If the product is not used for more than a week, please remove and store it. Storing the product being attached on the combined product for extended period may cause deformation/damage due to continuous force applied to the combined product.



Before installing:

- **DO NOT** inquire of GoPro, Inc. installation of this product as it is not under the control of GoPro, Inc. The user must take full responsibility for the installation/use of this product
- INON Inc. shall not be liable for any failure of the housing, housing accessory or camera due to installation/use of this product.
- INON Inc. shall not be liable in any way for any incidental damages (such as expenses incurred in taking pictures/footages or loss of profit that should have been gained by the pictures/footages) that may result from flooding or other problems caused by the installation/use of this product
- **Installation and use of this product shall be deemed as full consent of the user to the above conditions.**

Options:

• **UW Variable Red Filter M67**

An adjustable color correction filter to suppress blue cast when shooting photo/video without lighting device for natural white balance. The filter consists of two polarized filters and filter strength is easily adjusted by turning its front element to accommodate to different ambient light conditions underwater. Usable with a strobe as its minimum filter strength is calibrated to use for strobe photography



• **Ball Adapter for GoPro®**

An adapter to link this product and compatible INON arm for selfie or follow camera.

Compatible arm	Carbon Telescopic Arm (SS/S/M/L)
	Stick Arm (XS-T/SS-T/S-T/M-T)



- **D5 Holder**
- **Grip Base D5**
- **Direct Base YS RT**
- **Z Joint**

Compatible accessories explained in the previous page to create single/double handle configuration.



● Besides above, there are variety of compatible products. Please check it up on www.inon.jp

INON M67 Filter Adapter for HERO9 Specifications *	
Model	M67 Filter Adapter for HERO9
Size	70 mm/2.8 in.(W) × 90 mm/3.5 in.(H) × 36 mm/1.4 in.(D)
Weight	40g/1.4oz (air) / approx.18g/0.6oz (underwater)
Material/surface finishing	PC, POM, corrosion resistant aluminum alloy/rigid black alumite etc.

* Subject to change without prior notice

**GoPro, HERO are trademarks or registered trademarks of GoPro, Inc.

INON Inc.

2-18-9, Dai, Kamakura,
Kanagawa 247-0061 JAPAN

E-mail support@inon.co.jp

Fax. +81(0)467-48-2178

URL <http://www.inon.jp/>

November 2022