

INON UCL-G55 SD

Underwater Close-up Lens

User Manual

Safety Precautions

- Before using your lens, please ensure that you have read and understood the safety precautions described below and user manuals. Please retain user manuals handy for easy reference.
- The safety precautions are intended to instruct you in the safe and correct operation of the strobe to prevent injuries or damage to yourself, other persons and equipment.



WARNING

Failure to observe the precautions described below may lead to possibility of serious injury or death.

Never attempt to see the sun or strong light source through the lens or camera to avoid irreparable injury to the eyes, or temporary visual impairment which may affect your performance requiring safety aspects.

Do not leave the lens in a place subject to direct sunlight to prevent fire which may be caused by the lens collecting sunlight

INON

INON UCL-G55 SD Underwater Close-up Lens

Thank you for purchasing INON product.

The INON UCL-G55 SD Underwater Close-up Lens is dedicated wet lens designed for GoPro HERO4 and later enabling super close-up/high magnification imaging which would not be possible with GoPro camera standalone.

Besides your GoPro camera, this lens **requires INON SD Front Mask** and genuine GoPro housing. Check below table to prepare necessary item(s) according to your GoPro camera.

GoPro	Genuine housing	INON Front Mask
HERO12 Black HERO11 Black HERO10 Black HERO9 Black	Dive Housing for HERO12 Black / HERO11 Black / HERO10 Black /HERO9 Black	SD Front Mask for HERO9
fHERO8 Black	Dive Housing for HERO8 Black	SD Front Mask for HERO8
HERO7 Black HERO6 Black HERO5 Black	Dive Housing "Super Suit" for HERO7 Black / HERO6 Black / HERO5 Black (depth rating: 60m/196 ft.)	SD Front Mask for HERO5/6/7
HERO4	Standard Housing (depth rating: 40m/131 ft.)	SD Front Mask STD

Product features

- This lens shortens **minimum focus distance underwater to 4.8cm/1.9in** supporting high magnification/close-up image.
- Specifically designed for super macro imaging with **Depth of Field (DoF): 4.8cm/1.9in – 6.2cm/2.4in and underwater field of view 45 degree**. (*U/W angle of view without the lens is 94 degrees and DoF is from 60cm/2.0ft to infinity)
Since DoF is shallow, it is recommended to use a tripod etc. to fix the camera position to keep a subject in focus.
- Packaged **Focus Stick (PAT.P)** greatly reduces blur clips as it provides visual reference of the depth of field.
- Bayonet **INON SD Mount** compatible to support friendly and speedy lens exchange underwater.
- Optional **INON AD Lens Holder** can hold the **UCL-G55 SD** when the lens is not in use.
- Optics is constructed of coated 3 elements in 2 groups including achromatic lens to suppress achromatic and other aberrations to bring out optimal performance of master lens.

Package contents

- UCL-G55 SD Underwater Close-up Lens ①
- Front Lens Cap (rubber/with lanyard) ②
- Rear Lens Cap (PC) ③
- Focus Stick package ④
 - Focus Stick ⑤
 - Focus Stick Retainer ⑥
 - Focus Stick Front Cap ⑦
 - Anti-rotation Pin ⑧ x 3 (incl. a spare)
 - Strap ⑨



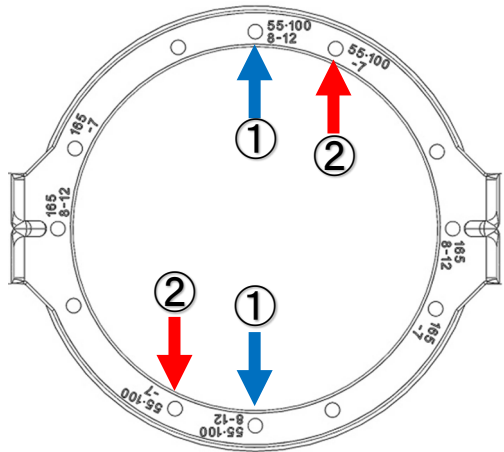
Installing *Focus Stick* on the lens

It is recommended to use *Focus Stick* to ensure proper focusing without blur.

- ① Insert the "Anti-rotation Pin" into the two designated holes from the back of *Focus Stick* retainer as show in the below image.

The designated holes vary depending on the "SD Front Mask" to use. Insert the anti-rotation pin according to the below figure/table, and push in firmly all the way by using a hard object such as a hex wrench or a coin.

Back of Focus Stick



SD Front Mask	Holes to use for anti-rotation pin
SD Front Mask for HERO9 (for HERO12/HERO11/HERO10/HERO9)	①
SD Front Mask for HERO8 (for HERO8)	①
SD Front Mask for HERO5/6/7 (for HERO7/HERO6/HERO5)	②
SD Front Mask STD (for HERO4)	②



※When using holes ①


- ② Place the *Focus Stick* facing up and align either of the two protruding "anti-rotation pins" with the grooves. Depending on the grooves to use, *Focus Stick* can be installed either horizontally or vertically. Below shows when installing *Focus Stick* for horizontal orientation. When installing vertically, use other two grooves.



※When installing *Focus Stick* with horizontally


③ Secure the *Focus Stick* and the lens with the *Focus Stick* retainer.

Screw the *Focus Stick* retainer onto the *Focus Stick* threads with holding the *Focus Stick* and lens not to slip out of the groove of the lens barrel. Be careful not to over-tighten the *Focus Stick* retainer.



How to remove anti-rotation pin

Remove the *Focus Stick* retainer. Pull up the lens a bit to **disengage the pin heads from the grooves** and turn the lens slightly. Push the lens with holding the *Focus Stick* from the back until you hear crackling sound and pull out pins from the back. If the pin is stuck, use pliers or the like to gently grasp it and pull it out.



Focus Stick Front Cap/Strap

A lens cap when the lens is attached with the *Focus Stick*. Packaged strap can be attached.



Installing on SD Front Mask

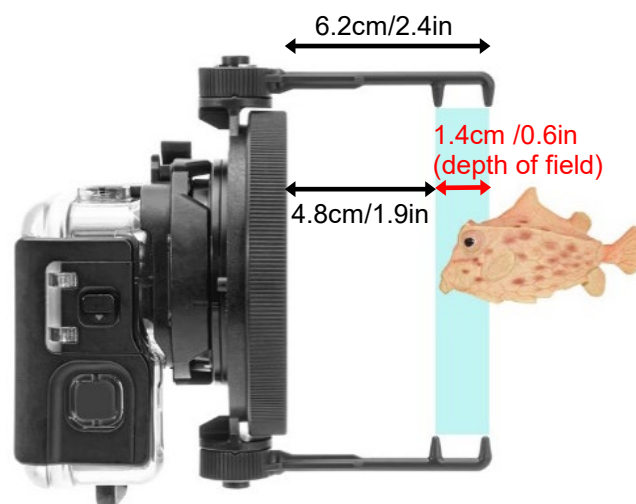
- Match **Guide A [Lens]** with **Guide A [Mask]** as in below left image and put the male bayonet mount of the lens in the SD bayonet mount.
- Rotate the lens clockwise until **Guide A [Lens]** is coupled with **Guide B [Mask]** where you should feel and hear clicking.
- When removing the lens, with pressing the **Lock Lever (Lock Button)**, rotate the lens counterclockwise.
- Remove the lens underwater and shake it well to drop trapped bubbles from the rear lens surface** then install the lens on the SD Front Mask.



Focusing

The UCL-G55 SD focuses a subject within a range of **4.8cm/1.9in** to **6.2cm/2.4in** from the lens. Using the *Focus Stick* as a guide, you can capture the subject in focus easily.

- **Protrusions at camera side represent..**
- Minimum focusing distance
- **Area between protrusions represents..**
- Depth of field



*The Focus Stick is designed not to expose on a clip when using GoPro with F.O.V [WIDE] setting.

The *Focus Stick* can be rotated 360 degree with 90 degree stops making it easy to flip up instantly if necessary.



Usage

[Notes]

- **This lens is designed only for underwater use.**

[When using for GoPro]

- Set FOV/Digital Lenses to [Wide] for quality-oriented or [Linear] for magnification-oriented imaging.
- Shoot in 4:3 or 16:9 aspect ratio as **vignetting will occur in 8:7 or [HyperView™] mode** which compresses footage in 16:9 aspect ratio by using the full 8:7 sensor.
- **[SuperView™] mode is not recommended.**
The SuperView™ mode stretches both ends of the image inside the camera to fit into a 16:9 aspect ratio from originally obtained 4:3 aspect ratio image by the camera sensor. Since the edges of the frame are stretched horizontally, using an attachment lens further stretches the edges of the frame, resulting in an unnatural image.
- Set the camera's image stabilization (HyperSmooth) to [Standard], [High], or [On].
Setting to [Off] will cause vignetting in image corners, and [Boost] will crop the image significantly.
- The FOV/Digital Lenses setting [Wide] in Photo mode causes vignetting in image corners.

Handling precaution

- Follow instruction/procedure in this manual to properly install the lens on the *Front Mask* and make sure to check if the lens is properly installed. The lens may be dropped when hitting on a rock etc. When using underwater, periodically check if the lens is firmly attached on the housing.
- DO NOT** hold this product or *Focus Stick* only to transport whole system to avoid accidental damage on this product or separation of combined Front mask. Hold the *camera system* during transportation.
- After using, never put the lens caps on or place the lens in a wet carry pouch with any water (salt or fresh) remaining on the lens surfaces. Doing so may degrade the glass coatings or the glass itself, or cause spotting or discoloration. Heavy surface degradation would necessitate replacing the damaged lens element(s) which is **NOT** covered by warranty.
- DO NOT** *disassemble*. Disassembling lens could cause damage and subsequent flooding, and will void warranty.
- DO NOT** subject lens to large shocks or vibrations, which can lead to damage and possible flooding.
- DO NOT** leave lens exposed to strong sunlight as the lens will collect and concentrate the sunlight, creating a fire hazard. Never attempt to see the sun or strong light source through the lens or camera to avoid irreparable injury to the eyes.
- DO NOT** leave lens exposed to strong sunlight such as a boat deck or to high temperatures like in sun-heated car etc. to prevent damage and subsequent flooding.
- DO NOT** use the lens if you observe any damage on the lens surface to avoid possible flooding.

Maintenance

[Lens]

- After using, **always remove the lens from the Front Mask** and separate the *Focus Stick*. Then soak the lens in fresh water (below 30°C/ 86°F) for several hours to dissolve any remaining salt and **blow off water droplets** by compressed air etc. Leave the lens at shaded and well-ventilated area to dry **with no water drops on the both lens surfaces** (it may take several days to completely dry).

[Focus Stick]

- After using, **always remove from the lens** and soak in fresh water (below 30°C/ 86°F) and leave at shaded and well-ventilated area to dry. **DO NOT** dry with heat or flame to avoid deformation or damage.
- DO NOT** clean with organic solvent like alcohol, benzene or thinner and oil and fat containing / chemical material like rust inhibitor, lubricant, polish, detergent (especially polyoxymethylene) to avoid damage/deformation/degradation of this product.

Storage

- After completely dry, put lens caps on**, and store out of direct sunlight and well-ventilated area. **DO NOT** store the lens in area with chemical fumes, high humidity or extreme temperature fluctuations. Storage in such area may lead to damage, water leakage, lens surface degradation or mold.
- Keep the product out of reach of children. They may swallow parts of this product. See a doctor **immediately** if a child swallow parts.

Specifications

INON UCL-G55 SD Underwater Close-up Lens Specifications (*1)

Model	UCL-G55 SD
Size	[Lens] $\phi 77\text{mm}/3.0\text{in} \times 25.2\text{mm}/1.0\text{in}$ [With Focus Stick] $W121 \times H91 \times D87\text{mm}/W4.8 \times H3.6 \times D3.4\text{in}$ [With Focus Stick *retracted] $W121 \times H120 \times D28\text{mm}/W4.8 \times H4.7 \times D1.1\text{in}$
Weight	184g/6.5oz [lens standalone/air] 45.4g/1.6oz [<i>Focus Stick</i> /air] 116g/4.1oz [lens attached with <i>Focus Stick</i> /underwater]
Lens mount	INON SD Mount
Depth rating	60m/197ft
Body material/finishing	Corrosion-resistant aluminum alloy/rigid black almite, PC
Lens material/finishing	Optical glass/both side coating
Optical construction	2 groups 3 elements
Depth of field (*2)	4.8cm/1.9in – 6.2cm/2.4in
Underwater angle of view	Approx 45 degree (underwater use only)

(*1) Specification is subject to change without prior notice

(*2) Measured DoF from foreground of the lens surface. Divide by 1.33 for visual distance underwater.

(*3) All brand name, product name and function name in this manual are trademarks or registered trademarks of respective manufactures

INON Inc.

2-18-9, Dai, Kamakura
Kanagawa 247-0061

E-mail support@inon.co.jp

Fax. +81(0)467-48-2178

URL <http://www.inon.jp/>

February 2024