

# INON

## INON Converter LF-W for UWL-100 28AD

Thank you for purchasing INON product.

INON 「Converter LF-W for UWL-100 28AD」 is dedicated optional part for INON Wide Conversion Lens 「UWL-100 28AD」 to attach on INON LED flashlight product, 「LF2700-W」 / 「LF1100-W」 .

The 「Converter LF-W for UWL-100 28AD」 is designed to attach 「UWL-100 28AD」 on 「LF2700-W」 / 「LF1100W」 at most suitable position in terms of optical design to widen the coverage to 『approx. 100 degrees』 with even and smooth light distribution.

**Package includes** :     • Converter LF-W for UWL-100 28AD                     ×1  
                               • This user manual   ×1


**Compatible LED flashlight** :     • 「LF2700-W」  
   • 「LF1100-W」  
**(as of February 2015)**

**Compatible Lens** :     • Wide Conversion Lens 「UWL-100 28AD」(※)  
**(as of February 2015)**     (※)  
 「Converter LF-W for UWL-100 28AD」 is usable only with 「UWL-100 28AD」 .  
 Not compatible with other lenses.




**How to attach** :     • **Installing on LED flashlight**  
**(as of February 2015)**     Apply a little amount of grease (supplied with compatible LED flashlight) on the female threaded part of this product to prevent anchoring by salt build-up or electrical erosion between the 「Converter LF-W for UWL-100 28AD」 and combined LED flashlight.

Remove the Protector LF-W from the “Light Head Body”(A) then slowly screw this product straight on the “Light Head Body”. Make sure not to screw too tight. (B)(C)

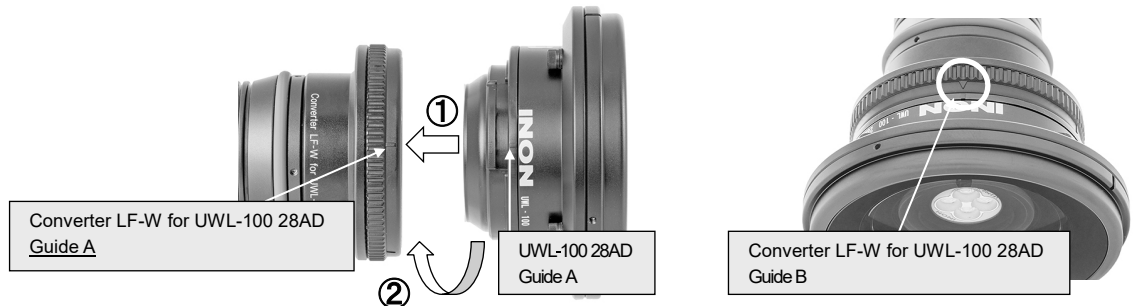


If the “Converter LF-W for UWL-100 28AD” has been screwed too tight, they can be jammed and “Converter LF-W” or “Light Head Body” could be damaged when trying to remove them from the Light Head.

When removing the “Converter LF-W for UWL-100 28AD”, make sure to hold “Light Head Body” instead holding the “3AA/6AA Battery Box LF”. Doing so may cause loose “Light Head body” resulting in accidental flooding.



• **Installing the 「UWL-100 28AD」 Wide Conversion Lens on this product**  
 Put the UWL-100 28AD in 「Converter LF-W for UWL-100 28AD」 so that 『Guide A』 of “UWL-100 28AD” is coupled to 『Guide A』 of the converter. Rotate the UWL-100 28AD clockwise until the 『Guide A』 of “UWL-100 28AD” match to the 『Guide B』 of the converter where you should feel and hear clicking.



**Handling precautions:** • Do not subject the product to large shocks or vibrations to avoid damage and deformation which may cause 「Converter LF-W for UWL-100 28AD」 to get stuck with 「UWL-100 28AD」 / 「LED flashlight」 .  
Always remove the product from the LED flashlight when not in use to prevent anchoring of screws due to “salt build-up” or “electrical corrosion”.

INON INC.  
 2-18-9 Dai, Kamakura, Kanagawa 247-0061 JAPAN  
 E-mail/Fax. support@inon.co.jp/+81(0)467-48-2178  
 E-mail / URL http://www.inon.jp/

As of February 2015