


INON

INON Double Hole Rubber Bush Type L

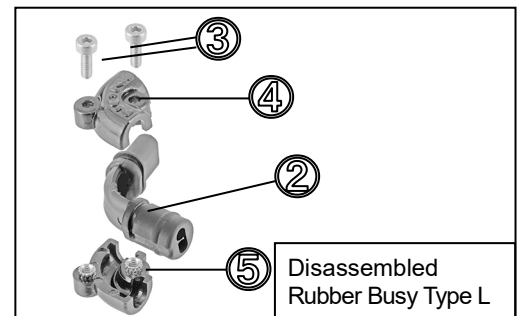
Thank you for purchasing INON product.

The INON Rubber Bush Type L is an angled fiber optics adapter to hold one or two compatible "fiber optics" product(s).


- Package contents** :
- Double Hole Rubber Bush Type L ① ×1
 - Double Hole Rubber Bush Type L Body ② ×1
 - M2 Cap Screw ③ ×2
 - Rubber Bush Type L Case ④ ×1
 - Rubber Bush Type L Case(screw) ⑤ ×1
 - M2 Allen Wrench (WAF: 1.5mm) ⑥ ×1
 - This user manual ×1



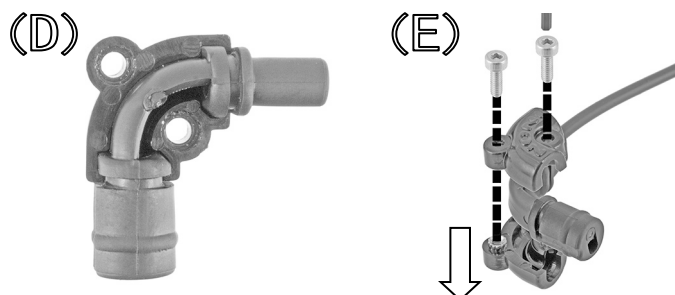
- Compatible** :
- Optical D Cable (as of March 2021)**
- Optical D Cable SS Type L
 - Optical D Cable Type L
 - Optical D Cable L Type L
 - Optical D Cable LL Type L



- How to attach** :
- To set "Optical D Cable Type L product", it is necessary to disassemble the Rubber Bush Type L. Remove 2 x 「M2 Cap Screw③」 by 「M2 Allen Wrench⑥」 (A) and separate 「Rubber Bush Type L Body②」 from 「Rubber Bush Type L Case④」 「Rubber Bush Type L Case(screw)⑤」 (B). Then insert "bear end of fiber optics cable" in either of the cable channels (φ 2mm/0.08inch) on the 「Rubber Bush Type L Body ②」 (C) (Make sure to insert the bear end all the way so that there is no gap between the bear end surface of the cable and surface of the other end of the Rubber Bush Type L. If the bear end of the cable has not been properly set, it may cause inaccurate exposure by an external strobe or even failing to fire the strobe)



Then reassemble the Rubber Bush Type L by following reverse procedure to disassembling it. Sandwich in「Rubber Bush Type L Body②」between「Rubber Bush Type L Case④」and「Rubber Bush Type L Case(screw)⑤」 so that the rubber bush seats in the case completely as per below image (D). Then interlock two cases with 2 x 「M2 Cap Screw③」 by supplied 「M2 Allen Wrench」 (E).



INON Inc.

2-18-9, Dai, Kamakura,
Kanagawa 247-0061 JAPAN
E-mail support@inon.co.jp
Fax. +81(0)467-48-2178
URL <http://www.inon.jp/>

March 2021