

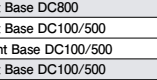
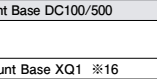
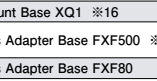

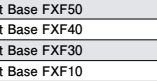

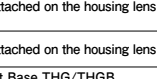




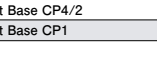




INON SYSTEM TABLE Strobe accessory compatibility table

[Compact Digital Camera - Strobe]

Mfr.	Camera	Housing	Shoe Base	Accessories for Z-240 / D-2000 / S-2000 strobe												
				Connection method	Wireless compatibility				"Optical D Cable" product compatibility				Compatible flash mode			
					When using Grip Base D4 Set		When using Shoe Base Set		When installing a strobe on a housing via "Grip Base D4" etc. which combines base tray and arm		When installing a strobe on a housing or Mount Base directly via "Shoe Base Set"		Connecting point of "Optical D Cable" product or necessary accessory	S-TTL Auto	External Auto (※A)	Manual
					without Mount Base	with Mount Base	without Mount Base	with Mount Base								
Canon	PowerShot G7 X Mark II	WP-DC55	★※iv	Optical	○	○	○	○	Optical D Cable Type L/Double Hole Rubber Bush Set ※U	Optical D Cable SS Type L/Double Hole Rubber Bush Set	Housing Covering Attachment	○※C				
	PowerShot G7 X	WP-DC54	★※iv	Optical	○	○	○	○	Optical D Cable Type L/Double Hole Rubber Bush Set ※U	Optical D Cable SS Type L/Double Hole Rubber Bush Set	Housing Covering Attachment	○※C	○	○		
	PowerShot G1 X Mark II	WP-DC53	★※iv	Optical	×※XXII	—	○	—	Optical D Cable Type L/Double Hole Rubber Bush Set ※U	Optical D Cable SS Type L/Double Hole Rubber Bush Set	Housing Covering Attachment	○※C	○	○		
	PowerShot G16	WP-DC52	★※iv	Optical	○	○	○	○	Optical D Cable Type L/Double Hole Rubber Bush Set ※U	Optical D Cable SS Type L/Double Hole Rubber Bush Set	Housing Covering Attachment	○※C※D	○	○		
	PowerShot S120	WP-DC51	★※iv	Optical	○	○	○	○	Optical D Cable Type L/Double Hole Rubber Bush Set ※U	Optical D Cable SS Type L/Double Hole Rubber Bush Set	Housing Covering Attachment	○※C※D	○	○		
	PowerShot SX280 HS	WP-DC49	★※iv	Optical	○	○	○	○	Optical D Cable Type L/Double Hole Rubber Bush Set ※U	Optical D Cable SS Type L/Double Hole Rubber Bush Set	Housing Covering Attachment	○※C※D	○	○		
	PowerShot G15	WP-DC48	★※iv	Optical	○	○	○	○	Optical D Cable Type L/Double Hole Rubber Bush Set ※U	Optical D Cable SS Type L/Double Hole Rubber Bush Set	Housing Covering Attachment	○※C※D	○	○		
	PowerShot S110	WP-DC47	★※iv	Optical	○	○	○	○	Optical D Cable Type L/Double Hole Rubber Bush Set ※U	Optical D Cable SS Type L/Double Hole Rubber Bush Set	Housing Covering Attachment	○※C※D	○	○		
	PowerShot D20	WP-DC45	★※iv	Optical	○	×※VI	○	○	Optical D Cable Type L/Double Hole Rubber Bush Set ※U	Optical D Cable SS Type L/Double Hole Rubber Bush Set	Housing Covering Attachment	○	○※B	○		
	PowerShot G1 X	WP-DC44	—	Optical	×※XXII	×※XXII	—	—	Optical D Cable Type L/Bush W58 Set	—	Directly attached on the housing in front of the built-in flash.	○※C※D	○	○		
	PowerShot SX260 HS	WP-DC46	—	Optical	○	○	—	—	Optical D Cable Type L/Bush W58 Set	—	Directly attached on the housing in front of the built-in flash.	○※C※D	○	○		
	PowerShot S100	WP-DC43	★※ii	Optical	○	○	—	○※XIV	Optical D Cable Type L/Cap W51 Set	Optical D Cable SS Type L/Cap W51 Set	Mount Base	○※C※D	○	○		
	PowerShot S95	WP-DC38	★※ii	Optical	○	○	—	○※XIV	Optical D Cable Type L/Cap W51 Set	Optical D Cable SS Type L/Cap W51 Set	Mount Base	○※C※D	○	○		
	PowerShot S90	WP-DC35	★※ii	Optical	○	○	—	○※XIV	Optical D Cable Type L/Cap W51 Set	Optical D Cable SS Type L/Cap W51 Set	Mount Base	○※C※D	○	○		
	PowerShot G12 / G11	WP-DC34	—	Optical	○	—	—	—	Optical D Cable Type L/Cap W54 Set	—	Housing Strap Eyelet	○※C※D	○	○		
	PowerShot G10	WP-DC28	—	Optical	○	—	—	—	Optical D Cable Type L/Cap W53 Set	—	Housing Strap Eyelet	○※C※D	○	○		
	PowerShot A570IS	WP-DC12	—	Optical	○	○	—	—	Optical D Cable Type L/Cap W36 Set	—	Mount Base	○※C※D	○	○		
	PowerShot A540	WP-DC2	—	Optical	○	○	—	—	Optical D Cable Type L/Cap W29 Set	—	Mount Base	○※C※D	○	○		
	PowerShot S80	WP-DC1	—	Optical	○	○	—	—	Optical D Cable Type L/Cap W23 Set	—	Mount Base	○※C※D	○	○		
	PowerShot A95	WP-DC50	—	Optical	○	○	—	—	Optical D Cable Type L/Cap W3 Set	—	Mount Base	○※D	○	○		
	PowerShot S70 / S60	WP-DC40	—	Optical	○	○	—	—	Optical D Cable Type L/Cap W23 Set	—	Mount Base	○※C※D	○	○		
	PowerShot A85 / A75	WP-DC30	—	Optical	○	○	—	—	Optical D Cable Type L/Cap W3 Set	—	Mount Base	○※D	○	○		
	PowerShot S1 IS	WP-DC20	—	Optical	○	○	—	—	Optical D Cable Type L/Cap W18 Set	—	Mount Base	○※C※D	○	○		
	PowerShot A80	WP-DC900	—	Optical	○	○	—	—	Optical D Cable Type L/Cap W3 Set	—	Mount Base	○※D	○	○		
	PowerShot A70 / A60	WP-DC700	—	Optical	○	○	—	—	Optical D Cable Type L/Cap W3 Set	—	Mount Base	○※D	○	○		
	PowerShot S50 / S45	WP-DC300	—	Optical	○	○	—	—	Optical D Cable Type L/Cap W3 Set	—	Mount Base	○※C※D	○	○		
	PowerShot S40 / S30	WP-DC300	—	Optical	○	○	—	—	Optical D Cable Type L/Cap W3 Set	—	Mount Base	○※D	○	○		
	PowerShot A40 / A30	WP-DC200S	—	Optical	○	○	—	—	Optical D Cable Type L/Cap W3 Set	—	Mount Base	○※D	○	○		
	PowerShot A20 / A10	WP-DC200S WP-DC200	—	Optical	○	○	—	—	Optical D Cable Type L/Cap W3 Set	—	Mount Base	○	○※B	○		
	IXY 200F	WP-DC36	—	Optical	○	△※XVI	—	—	Optical D Cable Type L/Cap W45 Set	—	Mount Base	○	○※B	○		
	IXY D220IS	WP-DC33	—	Optical	○	○	—	—	Optical D Cable Type L/Cap W45 Set	—	Mount Base	○	○※B	○		
	IXY D510IS	WP-DC32	—	Optical	○	○	—	—	Optical D Cable Type L/Cap W50 Set	—	Mount Base	○	○※B	○		
	IXY D210IS	WP-DC31	—	Optical	○	○	—	—	Optical D Cable Type L/Cap W49 Set	—	Mount Base	○	○※B	○		
	IXY D110IS	WP-DC29	—	Optical	○	○	—	—	Optical D Cable Type L/Cap W30 Set	—	Mount Base	○	○※B	○		
	IXY D3000IS	WP-DC27	—	Optical	○	○	—	—	Optical D Cable Type L/Cap W44 Set	—	Mount Base	○※D	○	○		
	IXY D920IS	WP-DC26	—	Optical	○	○	—	—	Optical D Cable Type L/Cap W45 Set	—	Mount Base	○	○※B	○		
	IXY D95IS	WP-DC24	—	Optical	○	○	—	—	Optical D Cable Type L/Cap W30 Set	—	Mount Base	○	○※B	○		
	IXY D25IS	WP-DC23	—	Optical	○	○	—	—	Optical D Cable Type L/Cap W30 Set	—	Mount Base	○	○※B	○		
	IXY D20IS	WP-DC22	—	Optical	○	○	—	—	Optical D Cable Type L/Cap W30 Set	—	Mount Base	○	○※B	○		
	IXY D2000IS	WP-DC19	—	Optical	○	○	—	—	Optical D Cable Type L/Cap W27 Set	—	Mount Base	○	○※B	○		
	IXY D910IS	WP-DC17	—	Optical	○	○	—	—	Optical D Cable Type L/Cap W3 Set	—	Mount Base	○	○※B	○		
	IXY D810IS	WP-DC15	—	Optical	△※V	△※V	—	—	Optical D Cable Type L/Cap W31 Set	—	Mount Base	○	○※B	○		
	IXY D90	WP-DC14	—	Optical	○	○	—	—	Optical D Cable Type L/Cap W30 Set	—	Mount Base	○	○※B	○		
	IXY D10	WP-DC13	—	Optical	○	○	—	—	Optical D Cable Type L/Cap W30 Set	—	Mount Base	○	○※B	○		
	IXY D900IS	WP-DC9	—	Optical	○	○	—	—	Optical D Cable Type L/Cap W33 Set	—	Mount Base	○	○※B	○		
	IXY D1000	WP-DC7	—	Optical	○	○	—	—	Optical D Cable Type L/Cap W27 Set	—	Mount Base	○	○※B	○		
	IXY D800IS	WP-DC5	—	Optical	△※V	△※V	—	—	Optical D Cable Type L/Cap W31 Set	—	Mount Base	○	○※B	○		
	IXY D70	WP-DC4	—	Optical	○	○	—	—	Optical D Cable Type L/Cap W30 Set	—	Mount Base	○	○※B	○		

[Compact Digital Camera - Lens]

Mfr.	Camera	Housing	Mount Base/Lens Adapter		Close-up Lens				Wide Conversion Lens (※1)							Super Wide Lens			Underwater Micro Fisheye Lens
					28LD	M67		AD	28LD	28M67		28AD	M67		AD		28LD 28M67	M67 28AD	AD
			Mount																
Canon	IXY D80	WP-DC3	AD	AD Mount Base DC3/4/13/14	—	—	—	■	—	—	—	—	—	■	—	—	■	■※24	
	IXY D700	WP-DC80	AD	AD Mount Base DC70/80	—	—	—	■	—	—	—	—	—	■	—	—	■	■※24	
	IXY D600	WP-DC70	AD	AD Mount Base DC70/80	—	—	—	■	—	—	—	—	—	■	—	—	■	■※24	
	IXY D500 / D450 / D400	WP-DC800	AD	AD Mount Base DC800	—	—	—	■	—	—	—	—	—	■	—	—	■	■※24	
			AD	AD Mount Base DC100/500	—	—	—	■	—	—	—	—	—	■	—	—	■	—	
	IXY 300a	WP-DC500	M67	M67 Mount Base DC100/500	—	■	■	—	—	—	—	—	■※4	■	—	—	●※7	—	
AD			AD Mount Base DC100/500	—	—	—	■	—	—	—	—	—	■	—	—	—	■	—	
IXY 300	WP-DC100	M67	M67 Mount Base DC100/500	—	■	■	—	—	—	—	—	■※4	■	—	—	●※7	—		

FUJIFILM	FUJIFILM XQ2	WP-XQ1	28LD	28LD Mount Base XQ1 ※16	■※13	■※18※21	■※18※21	■※19※21	●※41※44	—	—	—	—	—	—	—	●※41※44	—	—	■※25
	FUJIFILM XQ1	WP-XQ1	28LD	28LD Mount Base XQ1 ※16	■※13	■※18※21	■※18※21	■※19※21	●※41※44	—	—	—	—	—	—	—	●※41※44	—	—	■※25
	FinePix F600EXR / F550EXR / F300EXR	WP-FXF500	M67	M67 Lens Adapter Base FXF500 ※40	—	■※21	■※21	—	—	—	—	—	—	■※30	—	—	—	—	—	×
	FinePix F80EXR	WP-FXF80	M67	M67 Lens Adapter Base FXF80	—	■※21	■※21	—	—	—	—	—	—	—	—	—	—	—	—	×
	FinePix Z100fd / Z200fd / Z250fd	WP-FXZ100	—	—	—	—	—	—	—	—	—	—	—	—	—	—	—	—	—	—
	FinePix F200EXR	WP-FXF200	M67	M67 Lens Adapter Base FXF200	—	■※21	■※21	—	—	—	—	—	—	—	—	—	—	—	—	×
	FinePix F100fd	WP-FXF100	M67	M67 Lens Adapter Base FXF200	—	■※21	■※21	—	—	—	—	—	—	—	—	—	—	—	—	×
	FinePix F50fd	WP-FXF50	AD	AD Mount Base FXF50	—	—	—	■	—	—	—	—	—	—	—	—	—	—	—	■※24
	FinePix F40fd	WP-FXF40	AD	AD Mount Base FXF40	—	—	—	■	—	—	—	—	—	—	—	—	—	—	—	■※24
	FinePix F31fd / F30	WP-FXF30	AD	AD Mount Base FXF30	—	—	—	■	—	—	—	—	—	—	—	—	—	—	—	■※24
FinePix F11 / F10	WP-FXF10	AD	AD Mount Base FXF10	—	—	—	■	—	—	—	—	—	—	—	—	—	—	—	■※24	
FinePix F810 / F710	WP-FX701	AD	AD Mount Base FX701	—	—	—	■	—	—	—	—	—	—	—	—	—	—	—	■※9	

SONY	DSC-RX100M5 / DSC-RX100M4 / DSC-RX100M3	MPK-URX100A	M67	Directly attached on the housing lens ring.	—	□※21	□※21	—	—	—	□※5	—	—	—	—	—	●※5	—	—	■※26※46	
	DSC-RX100M2 / DSC-RX100	MPK-URX100A	M67	Directly attached on the housing lens ring.	—	□※21	□※21	—	—	—	□※5	—	—	—	—	—	●※5	—	—	■※26	
	T90	MPK-THGB	AD	AD Mount Base THG/THGB	—	—	—	■※14	—	—	—	—	—	—	—	—	—	—	—	■※24	
	T700	MPK-THGB MPK-THG	AD	AD Mount Base THG/THGB	—	—	—	■	—	—	—	—	—	—	—	—	—	—	—	■※24	
	T77	MPK-THGB MPK-THG	AD	AD Mount Base THG/THGB	—	—	—	■	—	—	—	—	—	—	—	—	—	—	—	■※9	
	WX200 / WX100	MPK-WH	M67	M67 Lens Adapter Base WH	—	■※21	■※21	—	—	—	—	—	—	—	—	—	—	—	—	×	
	WX50	MPK-WH	M67	M67 Lens Adapter Base WH	—	■※21	■※21	—	—	—	—	—	—	—	—	—	—	—	—	—	■※26
	W300	MPK-WD	M67	M67 Mount Base WD	—	■	■	—	—	—	—	—	—	—	—	—	—	—	—	—	■※26
	W170	MPK-WD	M67	M67 Mount Base WD ※12	—	■※12	■※12	—	—	—	—	—	—	—	—	—	—	—	—	—	■※24
	W7 / W5 / W1	MPK-WA	AD	AD Mount Base WA	—	—	—	■	—	—	—	—	—	—	—	—	—	—	—	—	■※24
N2 / N1	MPK-NA	AD	AD Mount Base NA	—	—	—	■	—	—	—	—	—	—	—	—	—	—	—	—	■※24	
P100 / P150	MPK-PHB	AD	AD Mount Base PHB	—	—	—	■	—	—	—	—	—	—	—	—	—	—	—	—	■※24	

Nikon	E7900 / E5900	WP-CP4	AD	AD Mount Base CP4/2	—	—	—	■	—	—	—	—	—	—	—	—	—	—	—	■	
	E5200 / E4200	WP-CP2	AD	AD Mount Base CP4/2	—	—	—	■	—	—	—	—	—	—	—	—	—	—	—	—	■
	E4100 / E3200 / E2200	WP-CP1	AD	AD Mount Base CP1	—	—	—	■	—	—	—	—	—	—	—	—	—	—	—	—	■

[Compact Digital Camera - Strobe]

Mfr.	Camera	Housing	Shoe Base	Connection method	Accessories for Z-240 / D-2000 / S-2000 strobe										
					Wireless compatibility				"Optical D Cable" product compatibility				Compatible flash mode		
					When using Grip Base D4 Set		When using Shoe Base Set		When installing a strobe on a housing via "Grip Base D4" etc. which combines base tray and arm		When installing a strobe on a housing or Mount Base directly via "Shoe Base Set"		Connecting point of "Optical D Cable" product or necessary accessory	S-TTL Auto	External Auto (**A)
without Mount Base	with Mount Base	without Mount Base	with Mount Base												
Canon	IXY D80	WP-DC3	—	Optical	○	○	—	—	Optical D Cable Type L/Cap W30 Set	—	Mount Base	○	○※B	○	
	IXY D700	WP-DC80	—	Optical	○	○	—	—	Optical D Cable Type L/Cap W22 Set	—	Mount Base	○	○※B	○	
	IXY D600	WP-DC70	—	Optical	○	○	—	—	Optical D Cable Type L/Cap W22 Set	—	Mount Base	○	○※B	○	
	IXY D500 / D450 / D400	WP-DC800	—	Optical	○	○	—	—	Optical D Cable Type L/Cap W3 Set	—	Mount Base	○	○※B	○	
	IXY 300a	WP-DC500	—	Optical	○	○	—	—	Optical D Cable Type L/Cap W3 Set	—	Mount Base	○	○※B	○	
	IXY 300	WP-DC100	—	Optical	○	○	—	—	Optical D Cable Type L/Cap W3 Set	—	Mount Base	○	○※B	○	

FUJIFILM	FUJIFILM XQ2	WP-XQ1	★	Optical	○	○	○	○	Optical D Cable Type L/Bush W60 Set	Optical D Cable SS Type L/Bush W60 Set	Housing Holder Unit Connector	○	○	○
	FUJIFILM XQ1	WP-XQ1	★	Optical	△※O	△※O	△※O	△※O	Optical D Cable Type L/Bush W60 Set	Optical D Cable SS Type L/Bush W60 Set	Housing Holder Unit Connector	△※O	○	○
	FinePix F600EXR / F550EXR / F300EXR	WP-FXF500	★	Optical	△※XX	△※XX	△※XX	△※XX	Optical D Cable Type L/Bush W56 Set	Optical D Cable SS Type L/Bush W56 Set	Housing Holder Unit Connector	○	○	○
	FinePix F80EXR	WP-FXF80	★	Optical	△※K	△※K	△※K	△※K	Optical D Cable Type L/Bush W52 Set	Optical D Cable SS Type L/Bush W52 Set	Housing Holder Unit Connector	△※K	○	○
	FinePix Z100fd / Z200fd / Z250fd	WP-FXZ100	—	Optical	○	—	—	—	—	—	—	○	○※B	○
	FinePix F200EXR	WP-FXF200	★	Optical	△※G	△※G	△※G	△※G	Optical D Cable Type L/Cap W41 Set	Optical D Cable SS Type L/Cap W41 Set	Housing Flash Diffuser	△※G	○	○
	FinePix F100fd	WP-FXF100	★	Optical	○	○	○	○	Optical D Cable Type L/Cap W41 Set	Optical D Cable SS Type L/Cap W41 Set	Housing Flash Diffuser	○	○※B	○
	FinePix F50fd	WP-FXF50	—	Optical	○	○	—	—	Optical D Cable Type L/Cap W39 Set	—	Mount Base	○	○	○
	FinePix F40fd	WP-FXF40	—	Optical	○	○	—	—	Optical D Cable Type L/Cap W34 Set	—	Mount Base	○	○※B	○
	FinePix F31fd / F30	WP-FXF30	—	Optical	○	○	—	—	Optical D Cable Type L/Cap W27 Set	—	Mount Base	○	○	○
	FinePix F11 / F10	WP-FXF10	—	Optical	○	○	—	—	Optical D Cable Type L/Cap W3 Set	—	Mount Base	○	○	○
	FinePix F810 / F710	WP-FX701	—	Optical	△※F	△※F	—	—	Optical D Cable Type L/Cap W13 Set	—	Mount Base	×※F	○	○

SONY	DSC-RX100M5 / DSC-RX100M4 / DSC-RX100M3	MPK-URX100A	—	Optical	×※XXII	—	×※XXII	—	Optical D Cable Type L/Double Hole Rubber Bush Set ※U	Optical D Cable SS Type L/Double Hole Rubber Bush Set	Housing External Flash Adapter	○	○	○
	DSC-RX100M2 / DSC-RX100	MPK-URX100A	—	Optical	×※XXII	—	×※XXII	—	Optical D Cable Type L/Double Hole Rubber Bush Set ※U	Optical D Cable SS Type L/Double Hole Rubber Bush Set	Housing External Flash Adapter	○	○	○
	T90	MPK-THGB	—	Optical	○	×※XI	—	—	Optical D Cable Type L/Cap W47 Set	—	Mount Base	○	○※B	○
	T700	MPK-THGB MPK-THG	—	Optical	○	×※XI	—	—	Optical D Cable Type L/Cap W47 Set	—	Mount Base	○	○※B	○
	T77	MPK-THGB MPK-THG	—	Optical	○	×※XI	—	—	Optical D Cable Type L/Cap W47 Set	—	Mount Base	○	○※B	○
	WX200 / WX100	MPK-WH	★※ii	Optical	○	○	—	○※XIV	Optical D Cable Type L/Bush W59 Set	Optical D Cable SS Type L/Bush W59 Set	Directly attached on the housing in front of the built-in flash.	○	○※B	○
	WX50	MPK-WH	★※ii	Optical	○	○	—	○※XIV	Optical D Cable Type L/Bush W59 Set	Optical D Cable SS Type L/Bush W59 Set	Directly attached on the housing in front of the built-in flash.	○	○※B	○
	W300	MPK-WD	—	Optical	○	○	—	—	Optical D Cable Type L/Cap W43 Set	—	Mount Base	○	○	○
	W170	MPK-WD	—	Optical	○	○	—	—	Optical D Cable Type L/Cap W43 Set	—	Mount Base	○	○	○
	W7 / W5 / W1	MPK-WA	—	Optical	○	○	—	—	Optical D Cable Type L/Cap W24 Set	—	Mount Base	○	○	○
	N2 / N1	MPK-NA	—	Optical	○	○	—	—	Optical D Cable Type L/Cap W25 Set	—	Mount Base	○	○	○
P100 / P150	MPK-PHB	—	Optical	○	○	—	—	Optical D Cable Type L/Cap W14 Set	—	Mount Base	○	○	○	

Nikon	E7900 / E5900	WP-CP4	—	Optical	○	○	—	—	Optical D Cable Type L/Cap W11 Set	—	Mount Base	○	○※B	○
	E5200 / E4200	WP-CP2	—	Optical	○	○	—	—	Optical D Cable Type L/Cap W11 Set	—	Mount Base	○	○※B	○
	E4100 / E3200 / E2200	WP-CP1	—	Optical	○	○	—	—	Optical D Cable Type L/Cap W12 Set	—	Mount Base	○	○※B	○

[Compact Digital Camera - Lens]


Mfr.	Camera	Housing	Mount Base/Lens Adapter				Close-up Lens						Wide Conversion Lens (※1)						Super Wide Lens			Underwater Micro Fisheye Lens
			Mount	28LD		M67		AD	28LD	28M67		28AD	M67		AD	28LD 28M67	M67 28AD	AD	UFL-M150 ZM80			
				UCL-165 LD	UCL-330	UCL-165 M67	UCL-165 AD	UWL-H100 28LD	UWL-H100 28M67 Type1	UWL-H100 28M67 Type2	UWL-100 28AD	UWL-100 Type1	UWL-100 Type2	UWL-105 AD	UWL-S100 ZM80	Dome Lens Unit II for UWL-H100	Dome Lens Unit II for UWL-100	UFL-165 AD				
OLYMPUS	TG-5	PT-058	M67	INON Step-up Ring 52-67 or Olympus PSUR-03 Step Up Ring	Camera's Microscope Mode lets you get extreme close-ups						—	—	■※35※38	—	—	—	—	—	●※35	—	—	■※26※38
	TG-4	PT-056	M67	INON Step-up Ring 52-67 or Olympus PSUR-03 Step Up Ring	Camera's Microscope Mode lets you get extreme close-ups						—	—	■※35※38	—	—	—	—	—	●※35	—	—	■※26※38
	TG-3	PT-056	M67	INON Step-up Ring 52-67 or Olympus PSUR-03 Step Up Ring	Camera's Microscope Mode lets you get extreme close-ups						—	—	■※35※38	—	—	—	—	—	●※28※35	—	—	■※26※38
	TG-835 / TG-830	PT-055	M67	INON Step-up Ring 52-67 or Olympus PSUR-03 Step Up Ring	—	■※13※38	■※13※38	—	—	—	■※38	—	—	—	—	—	—	—	●※5	—	—	■※26※38
	TG-2	PT-053	M67	INON Step-up Ring 52-67 or Olympus PSUR-03 Step Up Ring	—	■※13※38	■※13※38	—	—	—	■※35※38	—	—	—	—	—	—	—	●※28※35	—	—	■※26※38
	XZ-2	PT-054	M67	Directly attached on the housing lens ring.	—	□※13	□※13	—	—	□※5	—	—	—	—	—	—	—	—	●※5	—	—	×
	TG-1	PT-053	M67	INON Step-up Ring 52-67 or Olympus PSUR-03 Step Up Ring	—	■※13※38	■※13※38	—	—	—	■※35※38	—	—	—	—	—	—	—	●※35	—	—	■※26※38
	TG-820	PT-052	M67	INON Step-up Ring 52-67 or Olympus PSUR-03 Step Up Ring	—	■※13※38	■※13※38	—	—	—	■※38	—	—	—	—	—	—	—	●※5	—	—	■※26※38
	TG-810	PT-051	M67	INON Step-up Ring 52-67 or Olympus PSUR-03 Step Up Ring	—	■※13※38	■※13※38	—	—	—	■※38	—	—	—	—	—	—	—	●※5	—	—	■※26※38
	TG-610	PT-051	M67	INON Step-up Ring 52-67 or Olympus PSUR-03 Step Up Ring	—	■※13※38	■※13※38	—	—	—	■※38	—	—	—	—	—	—	—	●※5	—	—	■※26※38
	XZ-1	PT-050	M67	Directly attached on the housing lens ring.	—	□※13	□※13	—	—	□※5	—	—	—	—	—	—	—	—	●※5	—	—	×
	μ TOUGH-8010	PT-048	—	—	—	—	—	—	—	—	—	—	—	—	—	—	—	—	—	—	—	—
	μ TOUGH-6020	PT-048	—	—	—	—	—	—	—	—	—	—	—	—	—	—	—	—	—	—	—	—
	μ TOUGH-6000	PT-047	28AD	28AD Mount Base PT-045/047 ※11	—	—	—	■※10	—	—	—	—	—	—	—	—	—	—	—	—	—	■※24
			AD	AD Mount Base PT-044/046	—	—	—	■※14	—	—	—	—	—	—	—	—	—	—	—	—	—	■※24
	FE-3010	PT-045	28AD	28AD Mount Base PT-045/047 ※15	—	—	—	■※12	—	—	—	■	—	—	—	—	—	—	—	●※2※5	—	■※24
			AD	AD Mount Base PT-044/046	—	—	—	■	—	—	—	—	—	—	—	—	—	—	—	—	—	■※24
	μ TOUGH-8000	PT-045	28AD	28AD Mount Base PT-045/047 ※15	—	—	—	■※12	—	—	—	■	—	—	—	—	—	—	—	●※2※5	—	■※24
			AD	AD Mount Base PT-044/046	—	—	—	■	—	—	—	—	—	—	—	—	—	—	—	—	—	■※24
	μ 1030SW	PT-043	28AD	28AD Mount Base PT-043	—	—	—	■※12	—	—	—	■	—	—	—	—	—	—	—	●※2※5	—	■※24
	μ 1020	PT-042	M67	M67 Mount Base PT-042	—	■	■	—	—	—	—	—	■	■※4	—	—	—	—	—	●※7	—	×
	μ 850SW / μ 790SW	PT-041	AD	AD Mount Base PT-041	—	—	—	■	—	—	—	—	—	■	—	—	—	—	—	—	■	■※24
	μ 830 / μ 780	PT-039	M67	M67 Mount Base PT-034/039	—	■	■	—	—	—	—	—	■	■※4	—	—	—	—	—	●※7	—	Not confirmed
	SP-560UZ / SP-550UZ	PT-037	M67	Olympus PMLA-01 Macro Lens Adapter	—	■※36	■※36	—	—	—	—	—	—	—	—	—	—	—	—	—	—	×
	μ 760	PT-036	AD	AD Mount Base PT-032/036	—	—	—	■	—	—	—	—	—	—	—	—	—	—	—	—	■	■※24
	μ 795SW / μ 770SW	PT-035	AD	AD Mount Base PT-033/035	—	—	—	■	—	—	—	—	—	—	—	—	—	—	—	—	■	■※24
	μ 750	PT-034	M67	M67 Mount Base PT-034/039	—	■	■	—	—	—	—	—	■	■※4	—	—	—	—	—	●※7	—	Not confirmed
	μ 725SW / μ 720SW	PT-033	AD	AD Mount Base PT-033/035	—	—	—	■	—	—	—	—	—	—	—	—	—	—	—	—	■	■※24
	μ 710	PT-032	AD	AD Mount Base PT-032/036	—	—	—	■	—	—	—	—	—	—	—	—	—	—	—	—	■	■※24
	SP-700	PT-031	AD	AD Mount Base PT-031	—	—	—	■	—	—	—	—	—	—	—	—	—	—	—	—	■	■※24
	SP-350	PT-030	AD	AD Mount Base PT-030	—	—	—	■	—	—	—	—	—	—	—	—	—	—	—	—	■	■※24
	μ 600	PT-029	AD	AD Mount Base PT-029	—	—	—	■	—	—	—	—	—	—	—	—	—	—	—	—	■	■※24
C-7070WZ	PT-027	28AD	28AD Port PT-027/020	—	—	—	■※12	—	—	—	■※5	—	—	—	—	—	—	—	—	●※2※5	—	×
		M67	Directly attached on the housing lens ring.	—	□	□	—	—	—	—	—	—	—	—	—	—	—	—	—	—	—	×
μ-40	PT-026	AD	AD Mount Base PT-026	—	—	—	■	—	—	—	—	—	—	—	—	—	—	—	—	■	■※24	
X-3	PT-024	AD	AD Mount Base PT-024	—	—	—	■	—	—	—	—	—	—	—	—	—	—	—	—	■	■※24	
C-8080WZ	PT-023	—	—	—	—	—	—	—	—	—	—	—	—	—	—	—	—	—	—	—	×	
C-770UZ / C-760UZ	PT-022	M67	Directly attached on the housing lens ring.	—	□	□	—	—	—	—	—	—	—	—	—	—	—	—	—	—	×	
C-5060WZ	PT-020	28AD	28AD Port PT-027/020	—	—	—	■※12	—	—	—	■※5	—	—	—	—	—	—	—	—	●※2※5	—	×
		M67	Directly attached on the housing lens ring.	—	□	□	—	—	—	—	—	—	—	—	—	—	—	—	—	—	—	×
C-755UZ / C-750UZ / C-745UZ / C-740UZ	PT-018	M67	Directly attached on the housing lens ring.	—	□	□	—	—	—	—	—	—	—	—	—	—	—	—	—	—	×	
μ-30 / μ-25 / μ-20 / μ-15 / μ-10	PT-016	AD	AD Mount Base PT-016	—	—	—	■	—	—	—	—	—	—	—	—	—	—	—	—	■	■※24	
C-5050Z	PT-015	M67	Directly attached on the housing lens ring.	—	□※14	□※14	—	—	—	—	—	—	—	—	—	—	—	—	—	●※5	—	×
		AD	AD Mount Base PT-014	—	—	—	■	—	—	—	—	—	—	—	—	—	—	—	—	—	■	■※24
X-2 / X-1	PT-014	M67	M67 Mount Base PT-014	—	■	■	—	—	—	—	—	—	■※4	■	—	—	—	—	—	●※7	—	■※26
		AD	AD Mount Base PT-012	—	—	—	■	—	—	—	—	—	—	—	—	—	—	—	—	—	■	■※24
C-40Z	PT-012	AD	AD Mount Base PT-012	—	—	—	■	—	—	—	—	—	—	—	—	—	—	—	—	—	■	■※24
		M67	M67 Mount Base PT-012	—	■	■	—	—	—	—	—	—	—	—	—	—	—	—	—	●※7	—	■※26

< Remarks > ■ : Attached via Mount Base/Lens Adapter etc. □ : Directly attached on a housing ● : Usable ★ : Attachable ○ : Normal operation △ : Some operational limitation is applied — : Not compatible ▲ : To be confirmed × : Not usable

[Compact Digital Camera - Strobe]

Mfr.	Camera	Housing	Shoe Base	Accessories for Z-240 / D-2000 / S-2000 strobe													
				Connection method	Wireless compatibility				"Optical D Cable" product compatibility						Compatible flash mode		
					When using Grip Base D4 Set		When using Shoe Base Set		When installing a strobe on a housing via "Grip Base D4" etc. which combines base tray and arm	When installing a strobe on a housing or Mount Base directly via "Shoe Base Set"	Connecting point of "Optical D Cable" product or necessary accessory	S-TTL Auto	External Auto (**A)	Manual			
					without Mount Base	with Mount Base	without Mount Base	with Mount Base									
OLYMPUS	TG-5	PT-058	★	Optical	○	—	○	—	Optical D Cable Type L/Double Hole Rubber Bush Set ※U	Optical D Cable SS Type L/Double Hole Rubber Bush Set	Housing Fiber Optics Adapter	○※C※L	○※L	○※L			
	TG-4	PT-056	★	Optical	○	—	○	—	Optical D Cable Type L/Double Hole Rubber Bush Set ※U	Optical D Cable SS Type L/Double Hole Rubber Bush Set	Housing Fiber Optics Adapter	○※C※L	○※L	○※L			
	TG-3	PT-056	★	Optical	○	—	○	—	Optical D Cable Type L/Double Hole Rubber Bush Set ※U	Optical D Cable SS Type L/Double Hole Rubber Bush Set	Housing Fiber Optics Adapter	○※C※L	○※L	○※L			
	TG-835 / TG-830	PT-055	★	Optical	×※XXIV	—	○	—	Optical D Cable Type L/Double Hole Rubber Bush Set ※U	Optical D Cable SS Type L/Double Hole Rubber Bush Set	Housing Fiber Optics Adapter	○	○※B	○			
	TG-2	PT-053	★	Optical	○	—	○	—	Optical D Cable Type L/Double Hole Rubber Bush Set ※U	Optical D Cable SS Type L/Double Hole Rubber Bush Set	Housing Fiber Optics Adapter	○※C※L	○※L	○※L			
	XZ-2	PT-054	★	Optical	△※XVII	—	△※XVII	—	Optical D Cable Type L/Double Hole Rubber Bush Set ※U	Optical D Cable SS Type L/Double Hole Rubber Bush Set	Housing Holder Unit Connector	○※C※L	○※L	○※L			
	TG-1	PT-053	★	Optical	○	—	○	—	Optical D Cable Type L/Double Hole Rubber Bush Set ※U	Optical D Cable SS Type L/Double Hole Rubber Bush Set	Housing Fiber Optics Adapter	○※C※L	○※B※L	○※L			
	TG-820	PT-052	★	Optical	○	—	○	—	Optical D Cable Type L/Double Hole Rubber Bush Set ※U	Optical D Cable SS Type L/Double Hole Rubber Bush Set	Housing Fiber Optics Adapter	○	○※B	○			
	TG-810	PT-051	★	Optical	○	—	○	—	Optical D Cable Type L/Double Hole Rubber Bush Set ※U	Optical D Cable SS Type L/Double Hole Rubber Bush Set	Housing Fiber Optics Adapter	○※C※L	○※B※L	○※L			
	TG-610	PT-051	★	Optical	○	—	○	—	Optical D Cable Type L/Double Hole Rubber Bush Set ※U	Optical D Cable SS Type L/Double Hole Rubber Bush Set	Housing Fiber Optics Adapter	○	○※B	○			
	XZ-1	PT-050	★	Optical	△※XVII	—	△※XVII	—	Optical D Cable Type L/Bush W55 Set	Optical D Cable SS Type L/Bush W55 Set	Housing Holder Unit Connector	○※C※L※M	○※L※N	○※L※N			
	μ TOUGH-8010	PT-048	★	Optical	○	—	○	—	Optical D Cable Type L/Double Hole Rubber Bush Set ※U	Optical D Cable SS Type L/Double Hole Rubber Bush Set	Housing Fiber Optics Adapter	○※C※L	○※B※L	○※L			
	μ TOUGH-6020	PT-048	★	Optical	○	—	○	—	Optical D Cable Type L/Double Hole Rubber Bush Set ※U	Optical D Cable SS Type L/Double Hole Rubber Bush Set	Housing Fiber Optics Adapter	○	○※B	○			
	μ TOUGH-6000	PT-047	★	Optical	○	×※VII	○	○	Optical D Cable Type L/Cap W48 Set ※T	Optical D Cable SS Type L/Cap W48 Set ※T	Mount Base	○	○※B	○			
	FE-3010	PT-046	—	Optical	○	○	—	—	Optical D Cable Type L/Cap W46 Set	—	Housing Diffuser Panel	○	○※B	○			
	μ TOUGH-8000	PT-045	★	Optical	○	×※VII	○	○	Optical D Cable Type L/Cap W48 Set ※T	Optical D Cable SS Type L/Cap W48 Set ※T	Mount Base	○	○※B	○			
	FE-360	PT-044	—	Optical	○※E	○※E	—	—	Optical D Cable Type L/Cap W46 Set	—	Housing Diffuser Panel	○	△※B※E	△※E			
	μ 1030SW	PT-043	★	Optical	○	×※VII	—	—	Optical D Cable Type L/Cap W42 Set	Optical D Cable SS Type L/Cap W42 Set	Mount Base	○	○※B	○			
	μ 1020	PT-042	★	Optical	○	○	○	○	Optical D Cable Type L/Cap W32 Set	Optical D Cable SS Type L/Cap W32 Set	Housing Diffuser Panel	○	○※B	○			
	μ 850SW / μ 790SW	PT-041	★	Optical	○	×※VII	○	○	Optical D Cable Type L/Cap W42 Set	Optical D Cable SS Type L/Cap W42 Set	Mount Base	○	○※B	○			
	μ 830 / μ 780	PT-039	★	Optical	△※XXIX	△※XXIX	△※XXIX	△※XXIX	Optical D Cable Type L/Cap W32 Set	Optical D Cable SS Type L/Cap W32 Set	Housing Diffuser Panel	○	○※B	○			
	SP-560UZ / SP-550UZ	PT-037	★※i	Optical	○	—	○	—	Optical D Cable Type L/Cap W37 Set	—	Housing Accessory Shoe	○※C	○	○			
	μ 760	PT-036	★	Optical	○	○	○	○	Optical D Cable Type L/Cap W7 Set	Optical D Cable Type L/Cap W7 Set ※R	Housing Diffuser Panel	○	○※B	○			
	μ 795SW / μ 770SW	PT-035	★	Optical	○	×※VII	○	○	Optical D Cable Type L/Cap W42 Set	Optical D Cable SS Type L/Cap W42 Set	Mount Base	○	○※B	○			
	μ 750	PT-034	★	Optical	△※XXIX	△※XXIX	△※XXIX	△※XXIX	Optical D Cable Type L/Cap W32 Set	Optical D Cable SS Type L/Cap W32 Set	Housing Diffuser Panel	○	○※B	○			
	μ 725SW / μ 720SW	PT-033	★	Optical	○	×※VII	○	○	Optical D Cable Type L/Cap W42 Set	Optical D Cable SS Type L/Cap W42 Set	Mount Base	○	○※B	○			
	μ 710	PT-032	—	Optical	○	○	—	—	Optical D Cable Type L/Cap W7 Set	—	Housing Diffuser Panel	○	○※B	○			
	SP-700	PT-031	—	Optical	○	○	—	—	Optical D Cable Type L/Cap W21 Set	—	Mount Base	○	○※B	○			
	SP-350	PT-030	★	Optical	○	○	○	○	Optical D Cable Type L/Cap W20 Set	Optical D Cable Type L/Cap W20 Set ※R	Mount Base	○※C	○	○			
	μ 600	PT-029	★	Optical	○	○	○	○	Optical D Cable Type L/Cap W19 Set	Optical D Cable Type L/Cap W19 Set ※R	Mount Base	○	○※B	○			
	C-7070WZ	PT-027	—	Optical	○	○	—	—	Optical D Cable Type L/Cap W9 Set	—	Housing Diffuser Panel	○※C	○	○			
	μ-40	PT-026	—	Optical	○	○	—	—	Optical D Cable Type L/Cap W18 Set	—	Housing Diffuser Panel	○	○※B	○			
	X-3	PT-024	—	Optical	○	○	—	—	Optical D Cable Type L/Cap W15 Set	—	Housing Diffuser Panel	○	○	○			
	C-8080WZ	PT-023	—	Optical	×※V	—	—	—	Optical D Cable Type L/Cap W16 Set	—	Housing Accessory Shoe	○※C	○	○			
	C-770UZ / C-760UZ	PT-022	—	Optical	○	—	—	—	Optical D Cable Type L/Cap W10 Set	—	Housing Diffuser Panel	○	○	○			
	C-5060WZ	PT-027 PT-020	—	Optical	○	○	—	—	Optical D Cable Type L/Cap W9 Set	—	Housing Diffuser Panel	○※C	○	○			
	C-755UZ / C-750UZ C-745UZ / C-740UZ	PT-018	—	Optical	○	—	—	—	Optical D Cable Type L/Cap W7 Set	—	Housing Diffuser Panel	○	○	○			
	μ-30 / μ-25 / μ-20 / μ-15 / μ-10	PT-016	—	Optical	○	○	—	—	Optical D Cable Type L/Cap W8 Set	—	Housing Diffuser Panel	○	○※B	○			
	C-5050Z	PT-015	—	Optical	○	○	—	—	Optical D Cable Type L/Cap W18 Set	—	Housing Diffuser Panel	○※C	○	○			
	X-2 / X-1	PT-014	—	Optical	○	○	—	—	Optical D Cable Type L/Cap W6 Set	—	Mount Base	○	○	○			
	C-40Z	PT-012	—	Optical	○	○	—	—	Optical D Cable Type L/Cap W4 Set	—	Mount Base	○	○	○			

[Compact Digital Camera - Lens]

Mfr.	Camera	Housing	Mount Base/Lens Adapter		Close-up Lens							Wide Conversion Lens (※1)						Super Wide Lens			Underwater Micro Fisheye Lens
					28LD	M67			AD	28LD	28M67		28AD	M67		AD	UWL-S100 ZM80	28LD 28M67	M67 28AD	AD	UFL-M150 ZM80
			Mount		UCL-165 LD	UCL-330	UCL-165 M67	UCL-165 AD	UWL-H100 28LD	UWL-H100 28M67 Type1	UWL-H100 28M67 Type2	UWL-100 28AD	UWL-100 Type1	UWL-100 Type2	UWL-105 AD	UWL-S100 ZM80	Dome Lens Unit II for UWL-H100	Dome Lens Unit II for UWL-100	UFL-165 AD	UFL-M150 ZM80	
OLYMPUS	C-4100Z	PT-010	M67	Directly attached on the housing lens ring.	—	□	□	—	—	—	—	□※3※5	—	—	—	—	●※6	—	×		
	C-4040Z	PT-010	M67	Directly attached on the housing lens ring.	—	□	□	—	—	—	—	□※3	□	—	—	—	●※5	—	×		
	C-3040Z	PT-010	M67	Directly attached on the housing lens ring.	—	□	□	—	—	—	—	—	□※3	□	—	—	—	●※5	—	×	
		PT-007	M67	Directly attached on the housing lens ring.	—	□	□	—	—	—	—	—	□※3	□	—	—	—	●※5	—	×	
	C-3030Z	PT-010	M67	Directly attached on the housing lens ring.	—	□	□	—	—	—	—	—	□※3※5	—	—	—	—	●※6	—	×	
		PT-007	M67	Directly attached on the housing lens ring.	—	□	□	—	—	—	—	—	□※3※5	—	—	—	—	●※6	—	×	
		PT-005	M67	Directly attached on the housing lens ring.	—	□	□	—	—	—	—	—	□※3	—	—	—	—	●※5	—	×	
	C-3000Z	PT-010	M67	Directly attached on the housing lens ring.	—	□	□	—	—	—	—	—	□※3※5	—	—	—	—	●※6	—	×	
		PT-007	M67	Directly attached on the housing lens ring.	—	□	□	—	—	—	—	—	□※3※5	—	—	—	—	●※6	—	×	
		PT-005	M67	Directly attached on the housing lens ring.	—	□	□	—	—	—	—	—	□※3	—	—	—	—	●※5	—	×	
	C-2040Z	PT-010	M67	Directly attached on the housing lens ring.	—	□	□	—	—	—	—	—	□※3	□	—	—	—	●	—	×	
		PT-007	M67	Directly attached on the housing lens ring.	—	□	□	—	—	—	—	—	□※3	□	—	—	—	●	—	×	
	C-2020Z	PT-010	M67	Directly attached on the housing lens ring.	—	□	□	—	—	—	—	—	□※3	□	—	—	—	●※7	—	×	
		PT-007	M67	Directly attached on the housing lens ring.	—	□	□	—	—	—	—	—	□※3	□	—	—	—	●※7	—	×	
PT-005		M67	Directly attached on the housing lens ring.	—	□	□	—	—	—	—	—	□※3	—	—	—	—	●	—	×		
C-300Z / C-200Z	PT-009	AD	AD Mount Base PT-009	—	—	—	—	—	—	—	—	—	—	—	—	—	—	—	Not confirmed		

Panasonic	Camera	Housing	Mount Base/Lens Adapter	Close-up Lens							Wide Conversion Lens (※1)						Super Wide Lens			Underwater Micro Fisheye Lens	
				28LD	M67			AD	28LD	28M67		28AD	M67		AD	UWL-S100 ZM80	28LD 28M67	M67 28AD	AD	UFL-M150 ZM80	
LUMIX FT5	MCFT5	28LD	28LD Mount Base MCFT5 ※15	■※13	■※18※21	■※18※21	■※19※21	■	—	—	—	—	—	—	—	—	—	●※5	—	—	■※25
LUMIX FT4	MCFT3	28LD	28LD Mount Base MCFT3 ※15	■※13	■※18※21	■※18※21	■※19※21	■	—	—	—	—	—	—	—	—	—	●※5	—	—	■※25
LUMIX FT3	MCFT3	28LD	28LD Mount Base MCFT3 ※15	■※13	■※18※21	■※18※21	■※19※21	■	—	—	—	—	—	—	—	—	—	●※5	—	—	■※25
LUMIX FT2	MCFT2	28AD	28AD Mount Base MCFT2 ※16	—	—	—	■※13※20	—	—	—	—	■	—	—	—	—	—	—	●※2※5	—	■※24
LUMIX FT1	MCFT1	28AD	28AD Mount Base MCFT1 ※16	—	—	—	■※13※20	—	—	—	—	■	—	—	—	—	—	—	●※2※5	—	■※24
LUMIX TZ40	MCTZ40	M67	M67 Lens Adapter Base MCTZ35/40	—	■※21	■※21	—	—	—	—	—	—	—	—	■※30	—	—	—	—	—	×
LUMIX TZ35	MCTZ35	M67	M67 Lens Adapter Base MCTZ35/40	—	■※21	■※21	—	—	—	—	—	—	—	—	■※30	—	—	—	—	—	×
LUMIX TZ30	MCTZ30	M67	M67 Lens Adapter Base MCTZ30	—	■※21	■※21	—	—	—	—	—	—	—	—	■※30	—	—	—	—	—	×
LUMIX TZ20	MCTZ20	M67	M67 Lens Adapter Base MCTZ20 ※40	—	■※21	■※21	—	—	—	—	—	—	—	—	■※30	—	—	—	—	—	×
LUMIX TZ10	MCTZ10	M67	M67 Lens Adapter Base MCTZ10 ※39	—	■※21	■※21	—	—	—	—	—	—	—	—	■※30	—	—	—	—	—	×
LUMIX TZ7	MCTZ7	M67	M67 Lens Adapter Base MCTZ7/TZ5 ※39	—	■※21	■※21	—	—	—	—	—	—	—	—	■※30	—	—	—	—	—	×
LUMIX TZ5	MCTZ5	M67	M67 Lens Adapter Base MCTZ7/TZ5 ※39	—	■※21	■※21	—	—	—	—	—	—	—	—	■※30	—	—	—	—	—	×
LUMIX TZ3	MCTZ3	—	—	—	■※8※21	■※8※21	—	—	—	—	—	—	—	—	—	—	—	—	—	—	×
LUMIX ZX3	MCZX3	M67	M67 Lens Adapter Base MCZX3/ZX1	—	■※21	■※21	—	—	—	—	—	—	—	—	—	—	—	—	—	—	×
LUMIX ZX1	MCZX3 MCZX1	M67	M67 Lens Adapter Base MCZX3/ZX1	—	■※21	■※21	—	—	—	—	—	—	—	—	—	—	—	—	—	—	×
LUMIX FX40	MCFX40	28AD	28AD Mount Base MCFX5/FX35/FX40 ※16	—	—	—	■※13	—	—	—	—	—	—	—	—	—	—	—	—	—	■※24
LUMIX FX37 / FX35	MCFX35	28AD	28AD Mount Base MCFX5/FX35/FX40 ※16	—	—	—	■※13	—	—	—	—	—	—	—	—	—	—	—	—	—	■※24
LUMIX FX33 / FX30	MCFX30	28AD	28AD/AD Mount Base MCFX01/07/30	—	—	—	■※12	—	—	—	—	■	—	—	—	—	—	—	●※2※5	—	■※24
LUMIX FX07 / FX01	MCFX07 MCFX01	28AD	28AD/AD Mount Base MCFX01/07/30	—	—	—	■※12	—	—	—	—	■	—	—	—	—	—	—	●※2※5	—	■※24
LUMIX FS3	MCFX5	28AD	28AD Mount Base MCFX5/FX35/FX40	—	—	—	■	—	—	—	—	■	—	—	—	—	—	—	●※2※5	—	■※24
LUMIX FS2 / FS1	MCFX07	AD	28AD/AD Mount Base MCFX01/07/30	—	—	—	■	—	—	—	—	—	—	■	—	—	—	—	—	■	■※24

[Compact Digital Camera - Strobe]

Mfr.	Camera	Housing	Shoe Base	Accessories for Z-240 / D-2000 / S-2000 strobe												
				Connection method	Wireless compatibility				"Optical D Cable" product compatibility					Compatible flash mode		
					When using Grip Base D4 Set		When using Shoe Base Set		When installing a strobe on a housing via "Grip Base D4" etc. which combines base tray and arm	When installing a strobe on a housing or Mount Base directly via "Shoe Base Set"	Connecting point of "Optical D Cable" product or necessary accessory	S-TTL Auto	External Auto (**A)	Manual		
					without Mount Base	with Mount Base	without Mount Base	with Mount Base								
OLYMPUS	C-4100Z	PT-010	—	Optical	△※I	—	—	—	Optical D Cable Type L/Cap W2 Set	—	Housing Diffuser Panel	○	○	○		
	C-4040Z	PT-010	—	Optical	△※I	—	—	—	Optical D Cable Type L/Cap W2 Set	—	Housing Diffuser Panel	○	○	○		
	C-3040Z	PT-010	—	Optical	△※I	—	—	—	Optical D Cable Type L/Cap W2 Set	—	Housing Diffuser Panel	○	○	○		
		PT-007	—	Optical	△※I	—	—	—	Optical D Cable Type L/Cap W2 Set	—	Housing Diffuser Panel	○	○	○		
	C-3030Z	PT-010	—	Optical	△※I	—	—	—	Optical D Cable Type L/Cap W2 Set	—	Housing Diffuser Panel	○	○	○		
		PT-007	—	Optical	△※I	—	—	—	Optical D Cable Type L/Cap W2 Set	—	Housing Diffuser Panel	○	○	○		
		PT-005	—	Optical	△※I	—	—	—	Optical D Cable Type L/Cap W2 Set	—	Cap W2 Holder Spacer	○	○	○		
	C-3000Z	PT-010	—	Optical	△※I	—	—	—	Optical D Cable Type L/Cap W2 Set	—	Housing Diffuser Panel	○	○	○		
		PT-007	—	Optical	△※I	—	—	—	Optical D Cable Type L/Cap W2 Set	—	Housing Diffuser Panel	○	○	○		
		PT-005	—	Optical	△※I	—	—	—	Optical D Cable Type L/Cap W2 Set	—	Cap W2 Holder Spacer	○	○	○		
	C-2040Z	PT-010	—	Optical	△※I	—	—	—	Optical D Cable Type L/Cap W2 Set	—	Housing Diffuser Panel	○	○	○		
		PT-007	—	Optical	△※I	—	—	—	Optical D Cable Type L/Cap W2 Set	—	Housing Diffuser Panel	○	○	○		
	C-2020Z	PT-010	—	Optical	△※I	—	—	—	Optical D Cable Type L/Cap W2 Set	—	Housing Diffuser Panel	○	○	○		
		PT-007	—	Optical	△※I	—	—	—	Optical D Cable Type L/Cap W2 Set	—	Housing Diffuser Panel	○	○	○		
PT-005		—	Optical	△※I	—	—	—	Optical D Cable Type L/Cap W2 Set	—	Cap W2 Holder Spacer	○	○	○			
C-300Z / C-200Z	PT-009	—	Optical	○	○	—	—	Optical D Cable Type L/Cap W4 Set	—	Mount Base	○	○※B	○			

Panasonic	LUMIX FT5	MCFT5	★	Optical	○	×※VII	○	○	Optical D Cable Type L/Cap W35 Set	Optical D Cable SS Type L/Cap W35 Set	Housing Holder Unit Connector	○	○	○
	LUMIX FT4	MCFT3	★	Optical	○	×※VII	○	○	Optical D Cable Type L/Cap W35 Set	Optical D Cable SS Type L/Cap W35 Set	Housing Holder Unit Connector	○	○	○
	LUMIX FT3	MCFT3	★	Optical	○	×※VII	○	○	Optical D Cable Type L/Cap W35 Set	Optical D Cable SS Type L/Cap W35 Set	Housing Holder Unit Connector	○	○※B	○
	LUMIX FT2	MCFT2	★	Optical	○	×※VII	○	○	Optical D Cable Type L/Cap W35 Set	Optical D Cable SS Type L/Cap W35 Set	Housing Holder Unit Connector	○	○※B	○
	LUMIX FT1	MCFT1	★	Optical	○	×※VII	○	○	Optical D Cable Type L/Cap W35 Set	Optical D Cable SS Type L/Cap W35 Set	Housing Holder Unit Connector	○	○※B	○
	LUMIX TZ40	MCTZ40	★	Optical	○	○	○	○	Optical D Cable Type L/Cap W35 Set	Optical D Cable SS Type L/Cap W35 Set	Housing Holder Unit Connector	○	○	○
	LUMIX TZ35	MCTZ35	★	Optical	○	○	○	○	Optical D Cable Type L/Cap W35 Set	Optical D Cable SS Type L/Cap W35 Set	Housing Holder Unit Connector	○	○	○
	LUMIX TZ30	MCTZ30	★	Optical	○	○	○	○	Optical D Cable Type L/Cap W35 Set	Optical D Cable SS Type L/Cap W35 Set	Housing Holder Unit Connector	○	○	○
	LUMIX TZ20	MCTZ20	★	Optical	○	○	○	○	Optical D Cable Type L/Cap W35 Set	Optical D Cable SS Type L/Cap W35 Set	Housing Holder Unit Connector	○	○	○
	LUMIX TZ10	MCTZ10	★	Optical	○	○	○	○	Optical D Cable Type L/Cap W35 Set	Optical D Cable SS Type L/Cap W35 Set	Housing Holder Unit Connector	○	○	○
	LUMIX TZ7	MCTZ7	★	Optical	○	○	○	○	Optical D Cable Type L/Cap W35 Set	Optical D Cable SS Type L/Cap W35 Set	Housing Holder Unit Connector	○	○※B	○
	LUMIX TZ5	MCTZ5	★	Optical	○	○	○	○	Optical D Cable Type L/Cap W35 Set	Optical D Cable SS Type L/Cap W35 Set	Housing Holder Unit Connector	○	○※B	○
	LUMIX TZ3	MCTZ3	—	Optical	○	—	—	—	Optical D Cable Type L/Cap W35 Set	—	Housing Holder Unit Connector	○	○※B	○
	LUMIX ZX3	MCZX3	★	Optical	○	○	○	○	Optical D Cable Type L/Cap W35 Set	Optical D Cable SS Type L/Cap W35 Set	Housing Holder Unit Connector	○	○※B	○
	LUMIX ZX1	MCZX3 MCZX1	★	Optical	○	○	○	○	Optical D Cable Type L/Cap W35 Set	Optical D Cable SS Type L/Cap W35 Set	Housing Holder Unit Connector	○	○※B	○
	LUMIX FX40	MCFX40	★	Optical	○	○	○	○	Optical D Cable Type L/Cap W35 Set	Optical D Cable SS Type L/Cap W35 Set	Housing Holder Unit Connector	○	○※B	○
	LUMIX FX37 / FX35	MCFX35	★	Optical	○	○	○	○	Optical D Cable Type L/Cap W35 Set	Optical D Cable SS Type L/Cap W35 Set	Housing Holder Unit Connector	○	○※B	○
	LUMIX FX33 / FX30	MCFX30	—	Optical	○	○	—	—	Optical D Cable Type L/Cap W35 Set	—	Housing Holder Unit Connector	○	○※B	○
	LUMIX FX07 / FX01	MCFX07 MCFX01	—	Optical	○	○	—	—	Optical D Cable Type L/Cap W26 Set	—	Mount Base	○	○※B	○
	LUMIX FS3	MCF55	★	Optical	○	○	○	○	Optical D Cable Type L/Cap W35 Set	Optical D Cable SS Type L/Cap W35 Set	Housing Holder Unit Connector	○	○※B	○
LUMIX FS2 / FS1	MCFX07	—	Optical	○	○	—	—	Optical D Cable Type L/Cap W26 Set	—	Mount Base	○	○※B	○	

INON SYSTEM TABLE

[Interchangeable Lens Digital Camera]

Mfr.	Camera	Housing	Close-up Lens		Wide Lens		Super Wide Lens	Underwater Micro Fisheye Lens	Connection method	Accessories for Z-240 / D-2000 / S-2000 strobe											Shoe Base
			M67		28M67		28M67	UFL-M150 ZM80		Necessary optical/electrical cable	Compatible flash mode										
			UCL-330	UCL-165 M67	UWL-H100 28M67 Type1	UWL-H100 28M67 Type2	Dome Lens Unit II for UWL-H100				S-TTL Auto	External Auto (※A)	Manual								
OLYMPUS	OM-D E-M1 Mark II	PT-EP14	■※37 □※22※47	■※37 □※22※47	—	—	—	■※26※33※37	Optical	Optical D Cable SS Type L/Double Hole Rubber Bush Set ※Q	Optical D Cable Type L/Double Hole Rubber Bush Set	Optical D Cable L Type L/Double Hole Rubber Bush Set	Optical D Cable LL Type L/Double Hole Rubber Bush Set	○※C※L	○※L※N	○※L※N	★				
	OM-D E-M5 Mark II	PT-EP13	■※37	■※37	—	—	—	■※26※33※37	Optical	Optical D Cable SS Type L/Double Hole Rubber Bush Set ※Q	Optical D Cable Type L/Double Hole Rubber Bush Set	Optical D Cable L Type L/Double Hole Rubber Bush Set	Optical D Cable LL Type L/Double Hole Rubber Bush Set	○※C※L	○※L※N	○※L※N	★				
	PEN E-PL7	PT-EP12	□※43	□※43	—	□※14※43	●※5※43	□※26※43	Optical	Optical D Cable SS Type L/Double Hole Rubber Bush Set ※Q	Optical D Cable Type L/Double Hole Rubber Bush Set	Optical D Cable L Type L/Double Hole Rubber Bush Set	Optical D Cable LL Type L/Double Hole Rubber Bush Set	○※C※L	○※L※N	○※L※N	★				
	OM-D E-M1	PT-EP11	■※37 □※22※47	■※37 □※22※47	—	—	—	■※26※33※37	Optical	Optical D Cable SS Type L/Double Hole Rubber Bush Set ※Q	Optical D Cable Type L/Double Hole Rubber Bush Set	Optical D Cable L Type L/Double Hole Rubber Bush Set	Optical D Cable LL Type L/Double Hole Rubber Bush Set	○※C※L	○※L※N	○※L※N	★				
	PEN E-PL5	PT-EP10	■	■	—	—	—	—	Optical	Optical D Cable SS Type L/Double Hole Rubber Bush Set ※Q	Optical D Cable Type L/Double Hole Rubber Bush Set	Optical D Cable L Type L/Double Hole Rubber Bush Set	Optical D Cable LL Type L/Double Hole Rubber Bush Set	○※C※L	○※L	○※L	★				
	OM-D E-M5	PT-EP08	■※37 □※22※47	■※37 □※22※47	—	—	—	■※26※33※37	Optical	Optical D Cable SS Type L/Double Hole Rubber Bush Set ※Q	Optical D Cable Type L/Double Hole Rubber Bush Set	Optical D Cable L Type L/Double Hole Rubber Bush Set	Optical D Cable LL Type L/Double Hole Rubber Bush Set	○※C※L	○※L※N	○※L※N	★				
	PEN E-PM1	PT-EP06L	□	□	—	□	●※5	□※26	Optical	Optical D Cable SS Type L/Double Hole Rubber Bush Set ※Q	Optical D Cable Type L/Double Hole Rubber Bush Set	Optical D Cable L Type L/Double Hole Rubber Bush Set	Optical D Cable LL Type L/Double Hole Rubber Bush Set	○※C※L	○※L※N	○※L※N	★				
	PEN E-PL3	PT-EP05L	□	□	—	□	●※5	□※26	Optical	Optical D Cable SS Type L/Double Hole Rubber Bush Set ※Q	Optical D Cable Type L/Double Hole Rubber Bush Set	Optical D Cable L Type L/Double Hole Rubber Bush Set	Optical D Cable LL Type L/Double Hole Rubber Bush Set	○※C※L	○※L※N	○※L※N	★				
	PEN E-PL2	PT-EP03	■※37	■※37	—	—	—	—	Optical	Optical D Cable SS Type L/Double Hole Rubber Bush Set ※Q	Optical D Cable Type L/Double Hole Rubber Bush Set	Optical D Cable L Type L/Double Hole Rubber Bush Set	Optical D Cable LL Type L/Double Hole Rubber Bush Set	○※C※L	○※L※N	○※L※N	★				
	PEN E-PL1	PT-EP01	■※37	■※37	—	—	—	—	Optical	Optical D Cable SS Type L/Double Hole Rubber Bush Set ※Q	Optical D Cable Type L/Double Hole Rubber Bush Set	Optical D Cable L Type L/Double Hole Rubber Bush Set	Optical D Cable LL Type L/Double Hole Rubber Bush Set	○※C※L	○※L※N	○※L※N	★				
	E-620	PT-E06	□※22	□※22	—	—	—	—	Optical	Optical D Cable SS Type L/Double Hole Rubber Bush Set ※Q	Optical D Cable Type L/Double Hole Rubber Bush Set	Optical D Cable L Type L/Double Hole Rubber Bush Set	Optical D Cable LL Type L/Double Hole Rubber Bush Set	○※C※L	○※L	○※L	★				
	E-520	PT-E05	□※22	□※22	—	—	—	—	Optical	Optical D Cable SS Type L/Double Hole Rubber Bush Set ※Q	Optical D Cable Type L/Double Hole Rubber Bush Set	Optical D Cable L Type L/Double Hole Rubber Bush Set	Optical D Cable LL Type L/Double Hole Rubber Bush Set	○※C※L	○※L	○※L	★				
E-410	PT-E03	□※22	□※22	—	—	—	—	Optical	—	—	Optical D Cable L Type L/Cap W38 Set	—	○※C	○	○	★※i					

Nikon	Nikon 1 J4	WP-N3	□	□	—	□※14	●※5	□※26※42	Optical	Optical D Cable SS Type L ※Q※S	Optical D Cable Type L ※S	Optical D Cable L Type L ※S	Optical D Cable LL Type L ※S	○※V	○	○	★
	Nikon 1 J3	WP-N2	□	□	□※5	—	●※5	□※26※32	Optical	Optical D Cable SS Type L ※Q※S	Optical D Cable Type L ※S	Optical D Cable L Type L ※S	Optical D Cable LL Type L ※S	○	○	○	★
	Nikon 1 J2	WP-N1	□	□	□	—	●※5	□※26※32	Optical	Optical D Cable SS Type L ※Q※S	Optical D Cable Type L ※S	Optical D Cable L Type L ※S	Optical D Cable LL Type L ※S	○	△※J	△※J	★

Panasonic	LUMIX GF2	X-2 for GF2	□※23	□※23	—	□※29	●※29※34	□※26※29	Optical	Optical D Cable SS Type L ※Q	Optical D Cable Type L	Optical D Cable L Type L	Optical D Cable LL Type L	○	○	○	★※iii
	LUMIX GF1	X-2 for GF1	□※23	□※23	—	□※29	●※29※34	□※26※29	Optical	Optical D Cable SS Type L ※Q	Optical D Cable Type L	Optical D Cable L Type L	Optical D Cable LL Type L	○	○	○	★※iii

Canon	EOS6D	X-2 for EOS6D	□※23	□※23	—	—	—	—	Optical	Optical D Cable SS Type L ※Q	Optical D Cable Type L	Optical D Cable L Type L	Optical D Cable LL Type L	—	○※AA	○※AA	★※iii
	EOS70D	X-2 for EOS70D	□※23	□※23	—	—	—	—	Optical	Optical D Cable SS Type L ※Q	Optical D Cable Type L	Optical D Cable L Type L	Optical D Cable LL Type L	○※C※P	○※P	○※P	★※iii
	EOS60D	X-2 for EOS60D	□※23	□※23	—	—	—	—	Optical	Optical D Cable SS Type L ※Q	Optical D Cable Type L	Optical D Cable L Type L	Optical D Cable LL Type L	○※C※P	○※P	○※P	★※iii
	EOS50D EOS40D	X-2 for EOS50D/40D	□※23	□※23	—	—	—	—	Optical	Optical D Cable SS Type L ※Q	Optical D Cable Type L	Optical D Cable L Type L	Optical D Cable LL Type L	○	○	○	★※iii
									Electrical	5-pin Sync Cord/N ※W※X				—	○	○	○
	EOS30D	X-2 for EOS30D	□※23	□※23	—	—	—	—	Optical	Optical D Cable SS Type L ※Q	Optical D Cable Type L	Optical D Cable L Type L	Optical D Cable LL Type L	○	○	○	★※iii
									Electrical	5-pin Sync Cord/N ※W※X				—	○	○	○
	EOS20D	X-2 for EOS20D	□※23	□※23	—	—	—	—	Optical	Optical D Cable SS Type L ※Q	Optical D Cable Type L	Optical D Cable L Type L	Optical D Cable LL Type L	○	○	○	★※iii
								Electrical	5-pin Sync Cord/N ※W※X				—	○	○	○	
EOS10D	X-2 for EOS10D	□※23	□※23	—	—	—	—	Optical	Optical D Cable SS Type L ※Q	Optical D Cable Type L	Optical D Cable L Type L	Optical D Cable LL Type L	—※H	○	○	★※iii	
								Electrical	5-pin Sync Cord/N ※W※X				—	○	○	○	

< Remarks > ■ : Attached via Mount Base/Lens Adapter etc. □ : Directly attached on a housing ● : Usable ★ : Attachable ○ : Normal operation △ : Some operational limitation is applied — : Not compatible ▲ : To be confirmed × : Not usable

[Film Camera]

Mfr.	Camera	Housing	Close-up Lens		Connection method	Accessories for Z-240 / D-2000 / S-2000 strobe				Compatible flash mode			Shoe Base
			M67			Necessary optical/electrical cable	TTL Auto	External Auto (※A)	Manual				
			UCL-330	UCL-165M67									
Canon	EOS Kiss New EOS Kiss EOS Kiss III EOS Kiss III L	X1-LZ	<input type="checkbox"/> ※23	<input type="checkbox"/> ※23	Optical	Optical D Cable Type L Rubber Bush-M11 Adapter Set	Optical D Cable L Type L Rubber Bush-M11 Adapter Set	Double Optical D Cable Type L Rubber Bush-M11 Adapter Set	Double Optical D Cable L Type L Rubber Bush-M11 Adapter Set	<input type="radio"/>	—	<input type="radio"/>	
			Electrical	5-pin Sync Cord/N ※X※Y				<input type="radio"/>	<input type="radio"/>	<input type="radio"/>			
		X1-NZ	<input type="checkbox"/> ※23	<input type="checkbox"/> ※23	Optical ※Z	Optical D Cable Type L Rubber Bush-M11 Adapter Set	Optical D Cable L Type L Rubber Bush-M11 Adapter Set	Double Optical D Cable Type L Rubber Bush-M11 Adapter Set	Double Optical D Cable L Type L Rubber Bush-M11 Adapter Set	<input type="radio"/>	—	<input type="radio"/>	
		X1-Z	<input type="checkbox"/> ※23	<input type="checkbox"/> ※23	Optical ※Z	Optical D Cable Type L Rubber Bush-M11 Adapter Set	Optical D Cable L Type L Rubber Bush-M11 Adapter Set	Double Optical D Cable Type L Rubber Bush-M11 Adapter Set	Double Optical D Cable L Type L Rubber Bush-M11 Adapter Set	<input type="radio"/>	—	<input type="radio"/>	
		X1-LG	<input type="checkbox"/> ※23	<input type="checkbox"/> ※23	Electrical	5-pin Sync Cord/N ※X※Y				<input type="radio"/>	<input type="radio"/>	<input type="radio"/>	
		X1-G	<input type="checkbox"/> ※23	<input type="checkbox"/> ※23	Electrical	5-pin Sync Cord/N ※X※Y				<input type="radio"/>	<input type="radio"/>	<input type="radio"/>	
		X1-L	<input type="checkbox"/> ※23	<input type="checkbox"/> ※23	Electrical	5-pin Sync Cord/N ※X※Y				<input type="radio"/>	<input type="radio"/>	<input type="radio"/>	
	New X-1	<input type="checkbox"/> ※23	<input type="checkbox"/> ※23	Electrical	5-pin Sync Cord/N ※X※Y				<input type="radio"/>	<input type="radio"/>	<input type="radio"/>		

Nikon	Nikonos V	—	—	—	Electrical	5-pin Sync Cord/N ※X※Y				<input type="radio"/>	<input type="radio"/>	<input type="radio"/>	
	Nikonos RS	—	—	—	Electrical	5-pin Sync Cord/N ※X※Y				<input type="radio"/>	<input type="radio"/>	<input type="radio"/>	
	F100	Nexus F100	—	—	Electrical	5-pin Sync Cord/N ※X※Y				<input type="radio"/>	<input type="radio"/>	<input type="radio"/>	
	F90	Nexus Master	—	—	Electrical	5-pin Sync Cord/N ※X※Y				<input type="radio"/>	<input type="radio"/>	<input type="radio"/>	
	F4	Nexus F4PRO	—	—	Electrical	5-pin Sync Cord/N ※X※Y				<input type="radio"/>	<input type="radio"/>	<input type="radio"/>	

[Camcorder]

Mfr.	Camera	Housing	Mount	Close-up Lens		Wide Lens		Super Wide Lens		Video Base	Shoe Base
				M67		28M67	M67	28M67	M67		
				UCL-330	UCL-165 M67	UWL-H100 28M67 Type2	UWL-100 Type2	Dome Lens Unit II for UWL-H100	Dome Lens Unit II for UWL-100		
Canon	iVIS HF M52 / HF M51	WP-V4	M67	<input type="checkbox"/>	<input type="checkbox"/>	<input type="checkbox"/>	—	●	—	Video Base V 4	★※ii
	iVIS HF M43 / HF M41	WP-V3	M67	<input type="checkbox"/>	<input type="checkbox"/>	<input type="checkbox"/>	—	●	—	Video Base V 2	★※ii
	iVIS HF M31	WP-V2	M67	<input type="checkbox"/>	<input type="checkbox"/>	—	<input type="checkbox"/>	—	—	Video Base V 2	★※ii
	iVIS HF21 / HF20	WP-V1	M67	<input type="checkbox"/>	<input type="checkbox"/>	—	<input type="checkbox"/>	—	—	Video Base V 1	★※ii

- ※A Z-240 / D-2000 only. S-2000 is not equipped with External Auto mode.
 - ※B For camera that cannot set aperture value or ISO sensitivity, external Auto mode requires to predict camera operation in a particular shooting condition based on [aperture range] [ISO sensitivity range] to make appropriate strobe setting.
 - ※C S-TTL Auto mode is not usable when built-in / bundled flash mode is set to [Slave][Manual] [Manual Flash] [Flash Adjust Manual].
 - ※D S-TTL Auto mode is not usable when camera shooting mode is set to [M Manual].
 - ※E [S-TTL Auto] works without any problem but [Manual mode] and [External Auto mode](Z-240/D-2000) has operational limitation. More than -1.5 EV setting in Manual mode and actual flash output beyond -1.5 EV on External Auto mode is not usable. This is because built-in flash characteristic where time-lag between [pre-flash] and [main flash] is beyond Advanced Cancel Circuit control range and always has to set it to [OFF].
 - ※F S-TTL Auto is not usable since the camera is non-preflash type. Use [Manual mode] or [External Auto mode](Z-240/D-2000).
 - ※G S-TTL Auto could get less accurate depending on shooting condition. Use [Manual mode] or [External Auto mode](Z-240/D-2000) in such a case.
 - ※H Not compatible as S-TTL Auto accuracy may degrade.
 - ※J [S-TTL Auto] works without any problem but [Manual mode] and [External Auto mode] has operational limitation. More than -1.5 EV setting in Manual mode and actual flash output beyond -1.5 EV on External Auto mode is not usable.
 - ※K When using shooting mode [M Manual]/[A Aperture priority], the S-TTL Auto works fine with aperture setting range F9 through F16. Except this setting, S-TTL Auto could get less accurate. In such case, please use [Manual mode] or [External Auto mode](Z-240/D-2000).
 - ※L Set camera [RC Mode] to OFF when using INON strobe.
 - ※M When shooting with [S-TTL Auto mode], images will get slightly underexposed in all shooting range. Use flash compensation function of the camera to set flash compensation value between +0.7 EV and +1.0 EV.
 - ※N When shooting with [Manual mode], or [External Auto mode](Z-240/D-2000), deactivate Advanced Cancel Circuit Switch (Z-240:push the switch, D-2000/S-2000:insert the magnet) and set camera's built-in / bundled flash to Manual mode.
 - ※O Except shooting with [M Manual] mode, S-TTL Auto accuracy may degrade to cause underexposure. If this is the case, set camera's flash compensation value between +1.0 EV and +1.3 EV.
 - ※P Compatible when the built-in flash is set to other than "wireless flash mode". INON strobe does not support Canon wireless flash mode.
 - ※Q When installing a strobe on a housing directly via Shoe Base Set.
 - ※R A fiber optics kit which is designed to use solely for Shoe Base Set is not available.
 - ※S Optical D Cable Type L product is directly plugged in the housing at its original Fiber-optic cable socket caps.
 - ※T Compatible Optical D Cable product differs depending on whether to use Mount Base product.
 - ※U Depending on arm length you use, longer [Optical D Cable L Type L Double Hole Rubber Bush Set] or [Optical D Cable LL Type L Double Hole Rubber Bush Set] may be adequate.
 - ※V To use S-TTL Auto, choose [enable] underwater flash in the shooting menu of the Nikon J 4. S-TTL Auto accuracy may degrade when [enable] underwater flash is not selected.
 - ※W Housing must have optional sync connectors.
 - ※X Electrical connection compatible strobe is Z-240/D-2000W/D-2000Wn only. D-2000/D-2000S/S-2000 does not have synchro connector to support electrical connection.
 - ※Y When using electrical connection underwater, D-2000W allows change over between [TTL Auto mode] and [Manual + TTL Auto mode] only. Changing over between [TTL Auto mode] and [Manual mode] or [Manual + TTL Auto mode] and [Manual mode] underwater is not supported since specific setting on land is required in those operation (Optical connection or land operation does not have these limitations).
 - ※Z A housing with optional [Target Light installation] is equivalent to X1-LZ and supports electrical connection.
 - ※AA When shooting with [Manual mode], or [External Auto mode](Z-240/D-2000), deactivate Advanced Cancel Circuit Switch (Z-240:push the switch, D-2000/S-2000:insert the magnet).
-
- ※I S-TTL Auto accuracy gets decrease with aperture setting F2.8 or greater.
 - ※V S-TTL Auto is not usable for wireless connection since a Camera Mirror can not be attached in front of built-in flash. Use [Manual mode] or [External Auto mode](Z-240/D-2000), or connect a strobe via fiber optics.
 - ※VII Wireless connection is not usable since Mount Base blocks reflecting light from a camera mirror. Use Optical Cable connection.
 - ※XI Connect a strobe via fiber optics as compatible Mount Base completely covers built-in flash making it difficult to attach a Camera Mirror.
 - ※XIV The Shoe Base can be attached only via optional compatible Mount Base/Lens Adapter Base.
 - ※XVI S-TTL Auto is not usable for wireless connection since Mount Base prevents Camera Mirror from attaching on ideal location of a housing. Use [Manual mode] or [External Auto mode](Z-240/D-2000), or connect a strobe via fiber optics.
 - ※XVIII S-TTL Auto is not usable for wireless connection as housing structure does not allow to have Camera Mirror on it. Use [Manual mode] or [External Auto mode](Z-240/D-2000), or connect a strobe via fiber optics.
 - ※XIX S-TTL Auto accuracy may degrade depending on shooting condition. If this is the case, use [Manual mode] or [External Auto mode](Z-240/D-2000), or connect a strobe via fiber optics.
 - ※XXII Wireless connection is not usable as the built-in flash light creates shadow underneath of a subject. Use optical cable connection.
 - ※XXIV Wireless connection is not usable as the housing obstructs optical signal transmission. Use optical cable connection.
-
- ※i Compatible Optical D Cable Type L/Cap Set is not usable with Shoe Base. Please use wireless connection.
 - ※ii The Shoe Base is not directly attached on the compatible housing but attached on the compatible Mount Base/Video Base which is optionally available.
 - ※iii [Shoe Base Adapter X-2] is necessary.
 - ※iv Optional [Accessory Shoe Spacer for Canon] (which comes with the Shoe Base from October 25th, 2012 shipping) is required.
-
- ※1 Check INON web site for vignetting on land.
 - ※2 [Dome Spacer for UWL-100 28AD] is required to attach the Dome Lens Unit for UWL-100.
 - ※3 [PT Housing 67mm Adapter Ring (For UWL-100 Type1 to PT-005/005s/007/010)] is necessary.
 - ※4 Type conversion is recommended to get better image quality.
 - ※5 Slightly vignetting in image corners at zoom wide end. Crop the image after taking image or slightly zoom to telephoto side.
 - ※6 Significant vignetting can be observed on image corners at zoom wide end. Crop the image after taking image or zoom to telephoto side until no vignetting is observed.
 - ※7 Vignetting possibility to be examined.
 - ※8 [Grip Base D4] / [M67 Lens Arm] etc. is necessary.
 - ※9 Extremely minute vignetting part in one of image corners at wide end may be observed.
 - ※10 On land, significant vignetting on either side of an image at zoom wide end will be observed due to optical axis misalignment between the camera and underwater housing. Underwater, slight vignetting will be observed at zoom wide end.
 - ※11 On land, significant vignetting on either side of an image at zoom wide end will be observed even without an attachment lens due to optical axis misalignment between the camera and underwater housing. When shooting at zoom wide end, zoom to telephoto side until no vignetting is observed.
 - ※12 On land and underwater, slight vignetting on image corners at zoom wide end.
 - ※13 On land and underwater, vignetting on image corners at zoom wide side.
 - ※14 On land, slight vignetting on image corners at zoom wide end.
 - ※15 On land, slight vignetting on image corners at zoom wide end even without an attachment lens. When shooting at zoom wide end, crop the image after taking image or slightly zoom to telephoto side.
 - ※16 On land, vignetting on image corners at zoom wide side even without an attachment lens. When shooting at zoom wide end, zoom to telephoto side until no vignetting is observed.
 - ※17 At zoom wide end even without an attachment lens, you may observe vignetting when image stabilizer is activated. Deactivate image stabilizer or slightly zoom in to eliminate vignetting.
 - ※18 [M67-LD Mount Converter for UCL-330/165M67] is necessary.
 - ※19 [AD-LD Mount Converter for UCL-165AD] is necessary.
 - ※20 [AD Mount Converter for UCL-165AD] is necessary.
 - ※21 Significant vignetting on image corners on land and underwater at zoom range from wide end to middle. Zoom to telephoto side to eliminate vignetting.
 - ※22 [MRS50 Port for Olympus] is compatible.
 - ※23 [MRS60 Port], [MRS60 Port II], [MRS100 Port TypeU II], [MRS100 Port TypeU III], [Front Port Macro], [Front Port Flat 5], [Pancake Port], [MRS G14-42 II Port] or [M67 Adaptor for Front Port Wide] are compatible.
 - ※24 [M27-AD Mount Converter for UFL-M150 ZM80] is necessary.
 - ※25 [M27-LD Mount Converter for UFL-M150 ZM80] is necessary.
 - ※26 [M27-M67 Mount Converter for UFL-M150 ZM80] is necessary.
 - ※27 Usable when preset focal length 28mm(35mm film equivalent) is selected by Step Zoom function.
 - ※28 Vignetting is observed at zoom position 28mm (35mm film equivalent). Crop the image after taking image or slightly zoom to telephoto side.
 - ※29 Only compatible when using Olympus [M.ZUIKO DIGITAL 14-42mm F3.5-5.6 II R] and dedicated lens port [Front Port Flat 5], or Panasonic [LUMIX G VARIO 14-42mm/F3.5-5.6 II ASPH./MEGA O.I.S.] and dedicated lens port [MRS G14-42 II Port].
 - ※30 [M52-M67 Mount Converter for UWL-S100 ZM80] is necessary.
 - ※31 [M52-LD Mount Converter for UWL-S100 ZM80] is necessary.
 - ※32 Slight vignetting will be observed even when shooting at zoom telephoto end. Crop an image after shooting.
 - ※33 Only compatible when using Olympus [M.ZUIKO DIGITAL ED 12-50mm F3.5-6.3 EZ].
 - ※34 Slightly vignetting in image corners at zoom wide end when using Olympus [M.ZUIKO DIGITAL 14-42mm F3.5-5.6 II R]. Crop the image after taking image or slightly zoom to telephoto side.
 - ※35 Use with camera's focal length setting at 28mm (35mm film equivalent) like when selecting conversion lens PTWC-01 in the camera menu "Accessory Settings" (TG-1,2,3,4) or in the Live Controls "Accessory" (TG-5).
 - ※36 Olympus [PMLA-01 Macro Lens Adapter] is compatible.
 - ※37 Olympus [PMLA-EP01 Macro Lens Adapter] is compatible.
 - ※38 INON [Step-Up Ring 52-67] or Olympus [PSUR-03 Step Up Ring] is necessary.
 - ※39 On land, slight vignetting on image corners at zoom wide end even without an attachment lens. When shooting at zoom wide end, crop the image after taking image, zoom in until no vignetting is observed or remove the lens adapter unit.
 - ※40 On land and underwater, slight vignetting on image corners at zoom wide end even without an attachment lens. When shooting at zoom wide end, crop the image after taking image, zoom in until no vignetting is observed or remove the lens adapter unit.
 - ※41 When shooting, zoom towards to telephoto side at approximately focal length 28mm (35mm film equivalent) until no vignetting is observed.
 - ※42 Only compatible when using Nikon [1 NIKKKOR VR 10-30mm f/3.5-5.6 PD-ZOOM].
 - ※43 Only compatible when using Olympus [M.ZUIKO DIGITAL ED 14-42mm F3.5-5.6 EZ].
 - ※44 We recommend to deactivate image stabilizer of combined camera to avoid possible vignetting.
 - ※45 Significant vignetting will be observed at zoom wide side even without an attachment lens. When shooting at zoom wide side, remove the lens adapter unit (screw mount).
 - ※46 Using [Optical Zoom Only] setting will have significant vignetting even at zoom telephoto end. Using zoom setting [On: Clear Image Zoom] enables you to zoom in to eliminate vignetting. When shooting still images with image quality setting [RAW] or [RAW+JPEG], significant vignetting will be observed as [Clear Image Zoom] is not usable.
 - ※47 Olympus [PPO-EP03 Macro Lens Port] is compatible.