

# INON SYSTEM CHART for OLYMPUS E-SYSTEM

## STROBE

## OPTICAL CABLE

## PROTECTOR / CAMERA

## LENS

## RING / GEAR


## PORT



INON Z-240



INON  
Optical D Cable LL Type L/  
Double Hole Rubber Bush Set  
■Length: approx 68cm/27in



Olympus PT-E06  
(Digital SLR E-620)



Olympus  
ZUIKO DIGITAL  
ED 8mm F3.5 Fisheye



Olympus  
Focus Gear  
PPZR-E05




INON  
Dome Port Olympus-ProtectorII Set



INON D-2000



INON  
Optical D Cable Type L/  
Double Hole Rubber Bush Set  
■Length: approx 43cm/17in



Olympus PT-E05  
(Digital SLR E-620)



Olympus  
ZUIKO DIGITAL  
ED 9-18mm F4.0-5.6



Olympus  
Zoom Gear  
PPZR-E07  
\*Cut the shade rip of zoom gear



Olympus  
Lens Port Extension Ring  
PER-E01



INON S-2000



INON  
Optical D Cable SS Type L/  
Double Hole Rubber Bush Set  
■Length: approx 24cm/9in



Olympus  
ZUIKO DIGITAL  
ED 50mm F2.0 Macro

Only using "auto focusing"




INON  
MRS Olympus 50 Port  
(without MRS Control Ring)

## BASE / GRIP / HOLDER



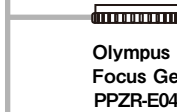
INON  
HolderII Set



INON  
HolderII-Grip Set



INON  
Shoe Base



Using conventional "gear" for manual focusing

Olympus  
Focus Gear  
PPZR-E04



INON  
MRS Olympus 50 Port

Using "MRS system" for manual focusing



INON  
MRS Magnet Ring-Olympus 50 Set



Olympus  
ZUIKO DIGITAL  
1.4x Teleconverter EC-14



Olympus  
Lens Port Extension Ring  
PER-E01